



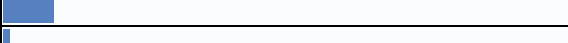







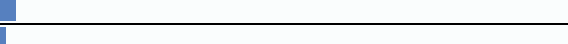





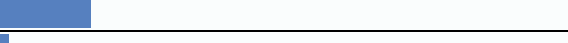







Survey Title: Student Start Time - Student Survey
Report Type: Bar Graph
Start Date: 26-May-15
End Date: 5-Jun-15
Invitations Sent: 3,184
Delivered: 3,184
Bounced: 0
Completed Responses: 1,189
Unique Access Response Rate: 37.34%
Incomplete Responses: 0
Incomplete responses included in this report: 0

Q1. I am currently a student in grade:			
Responses	Count	%	Percentage of total respondents
8th grade	296	24.9%	
9th grade	291	24.5%	
10th grade	272	22.9%	
11th grade	212	17.8%	
12th grade	106	8.9%	
(Did not answer)	12	1.0%	
Total Responses	1189		

Q2. How do you get to and from school? (check all that apply)			
Responses	Count	%	Percentage of total respondents
School bus	657	55.3%	
Adult drives me to school	718	60.4%	
Friend drives to school	101	8.5%	
I drive to school	177	14.9%	
Walk	166	14.0%	
Public transportation	34	2.9%	
(Did not answer)	11	0.9%	
Total Responses	1864		

Multiple answers per participant possible. Percentages added may exceed 100 since a participant may select more than one answer for this question.

Q3. What is your race/ethnicity? Please check all that apply.			
Responses	Count	%	Percentage of total respondents
American Indian or Alaska Native	18	1.5%	
Asian	118	9.9%	
Black or African American	40	3.4%	
Hispanic/Latino(a)	190	16.0%	
Native Hawaiian or other Pacific Islander	19	1.6%	
White	891	74.9%	
Prefer not to answer	79	6.6%	
(Did not answer)	10	0.8%	
Total Responses	1365		

Multiple answers per participant possible. Percentages added may exceed 100 since a participant may

select more than one answer for this question.

Q4. In your household:

Responses	Count	%	Percentage of total respondents
Two parents work	657	55.3%	
One parent works	502	42.2%	
No parent works	18	1.5%	
(Did not answer)	12	1.0%	
Total Responses	1189		

Q5. Do you participate in any of the following activities outside of school hours (Check all that apply)

Responses	Count	%	Percentage of total respondents
I have a job after school	238	20.0%	
I participate in school-related sports	590	49.6%	
I participate in school-sponsored clubs	383	32.2%	
I participate in school-related other extra-curricular activities	336	28.3%	
I participate in non-school related activities before/after school (hobbies, sports, etc.)	880	74.0%	
I take care of my brothers/sisters (or other family members) before/after school	255	21.4%	
(Did not answer)	30	2.5%	
Total Responses	2712		

Multiple answers per participant possible. Percentages added may exceed 100 since a participant may select more than one answer for this question.

SATISFACTION WITH CURRENT SCHOOL START AND DISMISSAL TIMES
 The current school start/dismissal times are:
 Elementary Schools Middle Schools High School
 Start: 8:15 or 8:45 am Start: 7:45 am Start: 7:30 am
 End: 2:45 or 3:15 pm End: 2:35 pm End: 2:15 pm

Q6. -








6 (a) : - : How satisfied are you with the current middle school start/dismissal times?

Responses	Count	%	Percentage of total respondents
Very Satisfied	128	10.8%	
Satisfied	228	19.2%	
Neither Satisfied/Dissatisfied	421	35.4%	
Dissatisfied	242	20.4%	
Very Dissatisfied	117	9.8%	
(Did not answer)	53	4.5%	
Total Responses	1189		







SATISFACTION WITH CURRENT SCHOOL START AND DISMISSAL TIMES
 The current school start/dismissal times are:
 Elementary Schools Middle Schools High School
 Start: 8:15 or 8:45 am Start: 7:45 am Start: 7:30 am
 End: 2:45 or 3:15 pm End: 2:35 pm End: 2:15 pm

Q6. -







6 (b) : - : . How satisfied are you with the current high school start/d dismissal times?

Responses	Count	%	Percentage of total respondents
Very Satisfied	112	9.4%	
Satisfied	139	11.7%	
Neither Satisfied/Dissatisfied	196	16.5%	
Dissatisfied	351	29.5%	
Very Dissatisfied	370	31.1%	
(Did not answer)	21	1.8%	
Total Responses	1189		

Q7. For the purpose of this survey only, the District has identified four possible approaches typically used to change school start times. These approaches were gathered from research and experience from other districts that have implemented a change to school start times. 7a. Approach #1 - Switching the Elementary and High School start times This approach would have elementary students start as early as 7:30 am and end as late as 2:30 pm. Middle school start times would not be affected. Elementary Schools Middle Schools High School Start: 7:30 am or 8:00 am Start: 7:45 am Start: 8:45 am End: 2:00 or 2:30 pm End: 2:35 pm End: 3:30 pm After reflecting on the possible impact on your family and the district, please indicate your level of support for the District to further explore Approach # 1 - Switching Elementary and High School start times.

Responses	Count	%	Percentage of total respondents
Highly Supportive	327	27.5%	
Supportive	320	26.9%	
Neither Support nor Oppose	173	14.6%	
Oppose	169	14.2%	
Highly Opposed	182	15.3%	
(Did not answer)	18	1.5%	
Total Responses	1189		

Q8. Approach #2 – Shift school start times for entire district by 30 minutes later Adjusting school start times across the district by 30 minutes later would result in the following school start times: Elementary Schools Middle Schools High School Start: 8:45 or 9:15 am Start: 8:15 am Start: 8:00 am End: 3:15 or 3:45 pm End: 3:05 pm End: 2:45 pm After reflecting on the possible impact on your family and the district, please indicate your level of support for the District to further explore Approach # 2 - Shift entire district school start times by 30 minutes later.

Responses	Count	%	Percentage of total respondents
Highly Supportive	307	25.8%	
Supportive	462	38.9%	
Neither Support nor Oppose	198	16.7%	
Oppose	116	9.8%	
Highly Opposed	89	7.5%	
(Did not answer)	17	1.4%	
Total Responses	1189		

Q9. Approach #3 – Shift entire district school start times by 60 minutes later Adjusting school start times across the district by 60 minutes later would result in the following school start times: Elementary Schools Middle Schools High School Start: 9:15 or 9:45 am Start: 8:45 am Start: 8:30

am End: 3:45 or 4:15 pm End: 3:35 pm End: 3:15 pm After reflecting on the possible impact on your family and the district, please indicate your level of support for the District to further explore Approach # 3 - Shift entire district school start times by 60 minutes later.

Responses	Count	%	Percentage of total respondents
Highly Supportive	329	27.7%	
Supportive	272	22.9%	
Neither Support nor Oppose	185	15.6%	
Oppose	199	16.7%	
Highly Opposed	193	16.2%	
(Did not answer)	11	0.9%	
Total Responses	1189		

Q10. Approach #4 – Extend the high school schedule by one block at the end of the day High school students would have the option of starting their day during either the first or second block. The additional block at the end of the day would allow students who choose to start during the second block the ability to complete a full day. Elementary and Middle School schedules would not be impacted. After reflecting on the possible impact on your family and the district, please indicate your level of support for the District to further explore Approach # 4 - Extend the high school schedule by one block at the end of the day.

Responses	Count	%	Percentage of total respondents
Highly Supportive	185	15.6%	
Supportive	228	19.2%	
Neither Support nor Oppose	319	26.8%	
Oppose	222	18.7%	
Highly Opposed	221	18.6%	
(Did not answer)	14	1.2%	
Total Responses	1189		

Q11. No change in start times After reflecting on the possible impact on your family and the district, please indicate your level of support for the District to maintain current school start times.

Responses	Count	%	Percentage of total respondents
Highly Supportive	150	12.6%	
Supportive	114	9.6%	
Neither Support nor Oppose	254	21.4%	
Oppose	218	18.3%	
Highly Opposed	443	37.3%	
(Did not answer)	10	0.8%	
Total Responses	1189		

Q12. BENEFITS AND CONCERNS Now, we would like to understand the top three benefits you see and areas of concern you have exploring a change in school start times. What are the benefits you see in changing school start times? Choose no more than three of the following:

Responses	Count	%	Percentage of total respondents
Allow more sleep time for high school students	994	83.6%	
Improve high school student attendance	259	21.8%	
Reduce high school tardiness	308	25.9%	
Improve high school homework completion	214	18.0%	

Improve student academic success	570	47.9%	
Improve student mental and emotional health	733	61.6%	
Decrease high school behavior issues	38	3.2%	
Increase high school student safety	29	2.4%	
I see no benefits	82	6.9%	
Other (Please specify)	26	2.2%	
(Did not answer)	7	0.6%	
Total Responses	3260		

Multiple answers per participant possible. Percentages added may exceed 100 since a participant may select more than one answer for this question.

Q13. What are your concerns for changing school start times? Choose no more than three of the following:

Responses	Count	%	Percentage of total respondents
Impact on elementary students of having to either go to school earlier or go home later (depending on the approach adopted)	212	17.8%	
Impact on athletic scheduling and opportunities	668	56.2%	
Impact on high school student afterschool job opportunities	442	37.2%	
Impact on child care arrangements for younger siblings	162	13.6%	
Impact on student's transportation arrangements to and from school	220	18.5%	
Impact on family routines	246	20.7%	
Impact on GPS budget (cost)	88	7.4%	
Impact on other GPS initiatives and priorities	34	2.9%	
Reaction of teachers and administrators	87	7.3%	
I have no concerns	303	25.5%	
Other (Please specify)	51	4.3%	
(Did not answer)	17	1.4%	
Total Responses	2530		

Multiple answers per participant possible. Percentages added may exceed 100 since a participant may select more than one answer for this question.

Q14. Please rate your level of support for the district to EXPLORE a change in school start times.

Responses	Count	%	Percentage of total respondents
Highly Supportive	670	56.3%	
Supportive	246	20.7%	
Neither Support nor Oppose	119	10.0%	
Oppose	61	5.1%	
Highly Opposed	84	7.1%	
(Did not answer)	9	0.8%	
Total Responses	1189		