







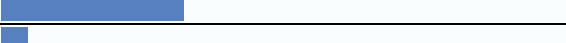
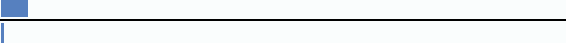




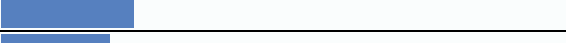





<b>Survey Title: Student Start Time - Staff Survey</b>
<b>Report Type: Bar Graph</b>
Start Date: 26-May-15
End Date: 5-Jun-15
Invitations Sent: 1,451
Delivered: 1,418
Bounced: 33
Completed Responses: 863
Unique Access Response Rate: 60.86%
Incomplete Responses: 0
Incomplete responses included in this report: 0

<b>Q1. I am currently employed in the Greenwich Public Schools in the following capacity:</b>			
Responses	Count	%	Percentage of total respondents
Certified Staff Member	677	78.45%	
Non-certified Staff Member	146	16.92%	
Administrator	38	4.40%	
(Did not answer)	2	0.23%	
<b>Total Responses</b>	<b>863</b>		

<b>Q2. I currently work in the Greenwich Public Schools at the following levels: (check all that apply)</b>			
Responses	Count	%	Percentage of total respondents
Pre-Kindergarten	24	2.78%	
Elementary School (K-5)	377	43.68%	
Middle School (6-8)	172	19.93%	
High School (9-12+)	279	32.33%	
District-wide	39	4.52%	
(Did not answer)	3	0.35%	
<b>Total Responses</b>	<b>894</b>		

Multiple answers per participant possible. Percentages added may exceed 100 since a participant may select more than one answer for this question.

<b>Q3. I have been employed in the Greenwich Public Schools for approximately:</b>			
Responses	Count	%	Percentage of total respondents
20+ years	140	16.22%	
Between 10-19 years	354	41.02%	
Between 5-9 years	203	23.52%	
Less than 5 years	165	19.12%	
(Did not answer)	1	0.12%	
<b>Total Responses</b>	<b>863</b>		

**SATISFACTION WITH CURRENT SCHOOL START AND DISMISSAL TIMES**  
The current school start/dismissal times are:  
Elementary Schools Middle Schools High School  
Start: 8:15 or 8:45 am Start: 7:45 am Start: 7:30 am  
End: 2:45 or 3:15 pm End: 2:35 pm End: 2:15 pm

**Q4. -**

**4 (a) : -: How satisfied are you with the current elementary school start/dismissal times?**

Responses	Count	%	Percentage of total respondents
Very Satisfied	320	37.08%	
Satisfied	218	25.26%	
Neither Satisfied/Dissatisfied	239	27.69%	
Dissatisfied	38	4.40%	
Very Dissatisfied	11	1.27%	
(Did not answer)	37	4.29%	
<b>Total Responses</b>	<b>863</b>		

**SATISFACTION WITH CURRENT SCHOOL START AND DISMISSAL TIMES**The current school start/dismissal times are:  
 Elementary Schools Middle Schools High School  
 Start: 8:15 or 8:45 am Start: 7:45 am Start: 7:30 am  
 End: 2:45 or 3:15 pm End: 2:35 pm End: 2:15 pm

Q4. -

4 (b) : -: How satisfied are you with the current middle school start/dismissal times?

Responses	Count	%	Percentage of total respondents
Very Satisfied	235	27.23%	
Satisfied	166	19.24%	
Neither Satisfied/Dissatisfied	345	39.98%	
Dissatisfied	63	7.30%	
Very Dissatisfied	15	1.74%	
(Did not answer)	39	4.52%	
<b>Total Responses</b>	<b>863</b>		

**SATISFACTION WITH CURRENT SCHOOL START AND DISMISSAL TIMES**The current school start/dismissal times are:  
 Elementary Schools Middle Schools High School  
 Start: 8:15 or 8:45 am Start: 7:45 am Start: 7:30 am  
 End: 2:45 or 3:15 pm End: 2:35 pm End: 2:15 pm








Q4. -

4 (c) : -: How satisfied are you with the current high school start/dismissal times?








Responses	Count	%	Percentage of total respondents
Very Satisfied	234	27.11%	
Satisfied	156	18.08%	
Neither Satisfied/Dissatisfied	286	33.14%	
Dissatisfied	101	11.70%	
Very Dissatisfied	58	6.72%	
(Did not answer)	28	3.24%	
<b>Total Responses</b>	<b>863</b>		

**Q5. Approach #1 - Switching the Elementary and High School start times** This approach would have elementary students start as early as 7:30 am and end as late as 2:30 pm. Middle school








start times would not be affected. Elementary Schools Middle Schools High School Start: 7:30 am or 8:00 am Start: 7:45 am Start: 8:45 am End: 2:00 or 2:30 pm End: 2:35 pm End: 3:30 pm After reflecting on the possible impact on your family and the district, please indicate your level of support for the District to further explore Approach # 1 - Switching Elementary and High School start times.

Responses	Count	%	Percentage of total respondents
Highly Supportive	177	20.51%	
Supportive	168	19.47%	
Neither Support nor Oppose	129	14.95%	
Oppose	138	15.99%	
Highly Opposed	245	28.39%	
(Did not answer)	6	0.70%	
<b>Total Responses</b>	<b>863</b>		

**Q6. Approach #2 – Shift school start times for entire district by 30 minutes later** Adjusting school start times across the district by 30 minutes later would result in the following school start times: Elementary Schools Middle Schools High School Start: 8:45 or 9:15 am Start: 8:15 am Start: 8:00 am End: 3:15 or 3:45 pm End: 3:05 pm End: 2:45 pm After reflecting on the possible impact on your family and the district, please indicate your level of support for the District to further explore Approach # 2 - Shift entire district school start times by 30 minutes later.

Responses	Count	%	Percentage of total respondents
Highly Supportive	111	12.86%	
Supportive	181	20.97%	
Neither Support nor Oppose	109	12.63%	
Oppose	187	21.67%	
Highly Opposed	271	31.40%	
(Did not answer)	4	0.46%	
<b>Total Responses</b>	<b>863</b>		

**Q7. Approach #3 – Shift entire district school start times by 60 minutes later** Adjusting school start times across the district by 60 minutes later would result in the following school start times: Elementary Schools Middle Schools High School Start: 9:15 or 9:45 am Start: 8:45 am Start: 8:30 am End: 3:45 or 4:15 pm End: 3:35 pm End: 3:15 pm After reflecting on the possible impact on your family and the district, please indicate your level of support for the District to further explore of Approach # 3 - Shift entire district school start times by 60 minutes later.

Responses	Count	%	Percentage of total respondents
Highly Supportive	43	4.98%	
Supportive	94	10.89%	
Neither Support nor Oppose	57	6.60%	
Oppose	186	21.55%	
Highly Opposed	478	55.39%	
(Did not answer)	5	0.58%	
<b>Total Responses</b>	<b>863</b>		

**Q8. Approach #4 – Extend the high school schedule by one block at the end of the day** High school students would have the option of starting their day during either the first or second block. The additional block at the end of the day would allow students who choose to start during the second block the ability to complete a full day. Elementary and Middle School schedules would not be affected. After reflecting on the possible impact on your family and the district, please indicate your level of support for the District to further explore Approach # 4 - Extend the high school schedule by one block at the end of the day.

Responses	Count	%	Percentage of total respondents
-----------	-------	---	---------------------------------

Highly Supportive	100	11.59%	
Supportive	177	20.51%	
Neither Support nor Oppose	269	31.17%	
Oppose	119	13.79%	
Highly Opposed	193	22.36%	
(Did not answer)	5	0.58%	
<b>Total Responses</b>	<b>863</b>		

**Q9. No change in start times** After reflecting on the possible impact on your family and the district, please indicate your level of support for the District to maintain current school start times.

Responses	Count	%	Percentage of total respondents
Highly Supportive	287	33.26%	
Supportive	188	21.78%	
Neither Support nor Oppose	216	25.03%	
Oppose	94	10.89%	
Highly Opposed	68	7.88%	
(Did not answer)	10	1.16%	
<b>Total Responses</b>	<b>863</b>		














**Q10. BENEFITS AND CONCERNS** Now, we would like to understand what you believe to be the top three benefits and the top three concerns in changing in school start times. What are the benefits you see in exploring a change in school start times? Choose no more than three of the following:

Responses	Count	%	Percentage of total respondents
Allow more sleep time for high school students	451	52.26%	
Improve high school student attendance	120	13.90%	
Reduce high school tardiness	188	21.78%	
Improve high school homework completion	27	3.13%	
Improve student academic success	299	34.65%	
Improve student mental and emotional health	412	47.74%	
Decrease high school behavior issues	31	3.59%	
Increase high school student safety	20	2.32%	
I see no benefits for students	162	18.77%	
I see no benefits for me personally	295	34.18%	
Other (Please specify)	62	7.18%	
(Did not answer)	18	2.09%	
<b>Total Responses</b>	<b>2085</b>		

Multiple answers per participant possible. Percentages added may exceed 100 since a participant may select more than one answer for this question.







**Q11. What are your concerns in changing school start times?** Choose no more than three of the following:

Responses	Count	%	Percentage of total respondents
Impact on elementary students of having to either go to school earlier or go home later (depending on the approach)	335	38.82%	

adopted)			
Impact on athletic scheduling and opportunities	289	33.49%	
Impact on high school student afterschool job opportunities	193	22.36%	
Impact on child care arrangements for younger siblings	202	23.41%	
Impact on student's transportation arrangements to and from school	114	13.21%	
Impact on elementary students' schedule	150	17.38%	
Impact on family routines	251	29.08%	
Impact on GPS budget (cost)	79	9.15%	
Impact on other GPS initiatives and priorities	53	6.14%	
Reaction of teachers and administrators	128	14.83%	
I have no concerns for me personally	155	17.96%	
Other (Please specify)	85	9.85%	
(Did not answer)	20	2.32%	
<b>Total Responses</b>	<b>2054</b>		

Multiple answers per participant possible. Percentages added may exceed 100 since a participant may select more than one answer for this question.

**Q12. Please rate your overall level of support for the district to EXPLORE a change in school start times.**

Responses	Count	%	Percentage of total respondents
Highly Supportive	175	20.28%	
Supportive	217	25.14%	
Neither Support nor Oppose	174	20.16%	
Oppose	135	15.64%	
Highly Opposed	138	15.99%	
(Did not answer)	24	2.78%	
<b>Total Responses</b>	<b>863</b>		