



DIGITAL CITIZENSHIP : A PARENT'S GUIDE

IT'S ABOUT THE LEARNING



A QUICK QUIZ



LIVING IN A DIGITAL SOCIETY

Guiding questions for parents, teachers and students:

- ◆ What is the acceptable and appropriate use of the Internet in schools?
- ◆ What are the expectations? At school? At home?
- ◆ What boundaries are already in place and what additional instruction will take place to ensure students create a positive online community in a digital environment at school and home?

WHAT IS DIGITAL CITIZENSHIP?

◆ Digital Citizenship can be defined as the norms of appropriate, responsible, ethical and effective use of digital technology. .



Digital Citizenship

Literacy

Safety

Student

Learning
Strategies

Etiquette

TEACHING DIGITAL CITIZENSHIP


Responsible and ethical use.

- Reviewing policies – Acceptable Use Policy.
- Plagiarism – giving credit, citations.
- Caring for computers.

Online Safety

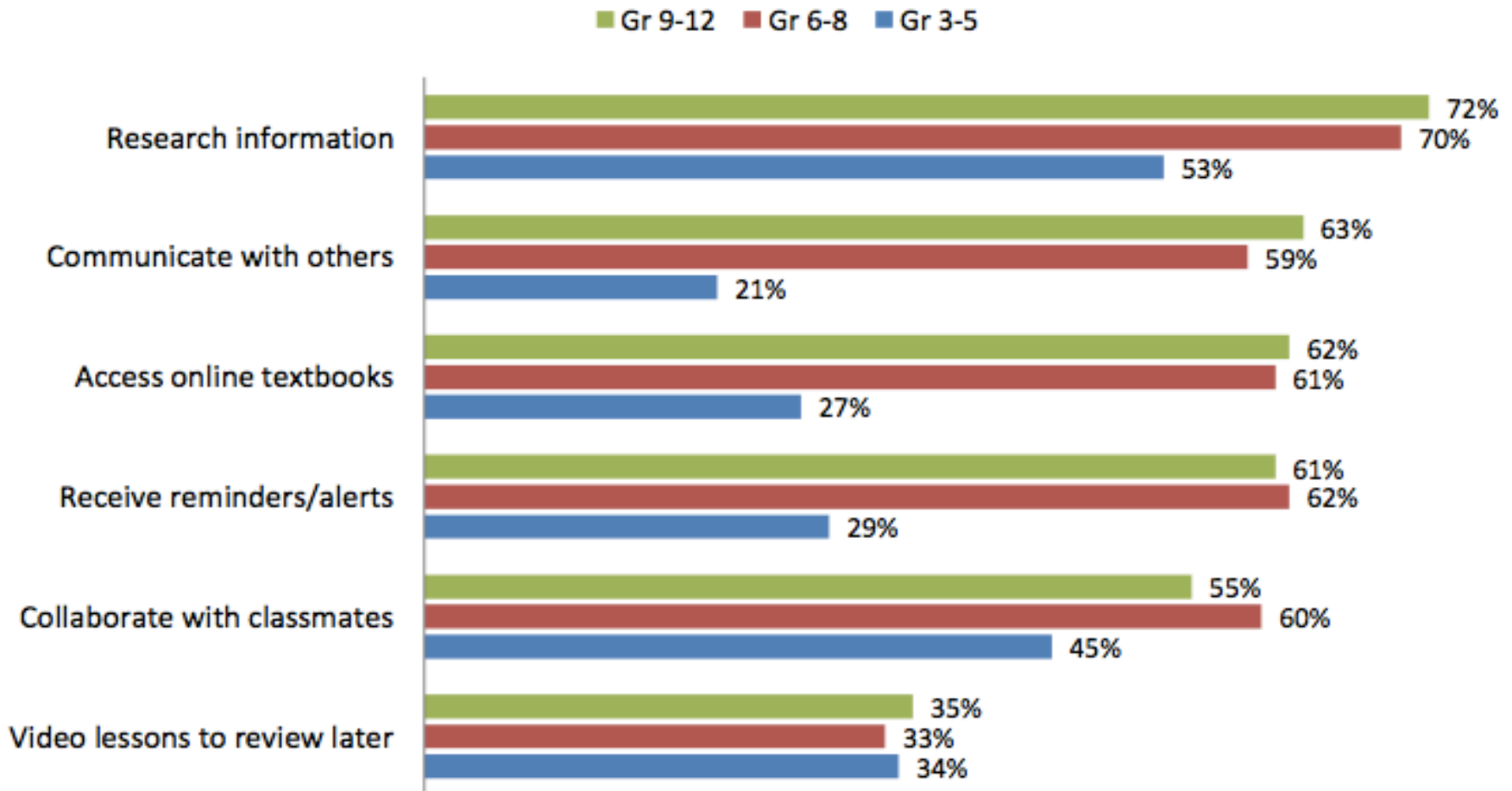
- Lessons from Cybersmart, Power to Learn, BrainPop, Learning.com
- Privacy, handling email, powerful passwords, netiquette, cyberbullying.

Media Awareness

- Analyze, question, evaluate and think critically about media and messages.
 - Evaluate sources of information.
- 

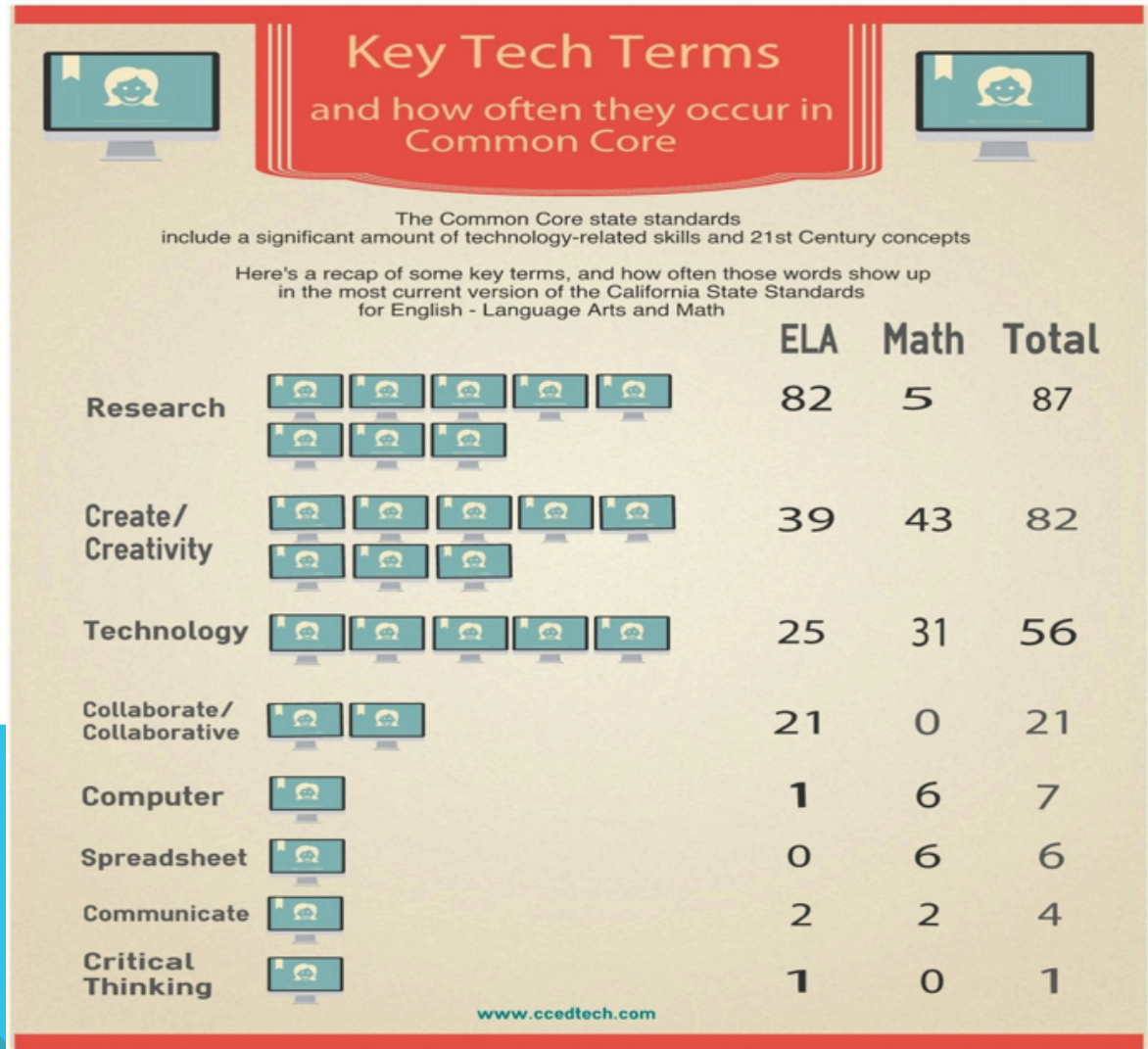
ESSENTIAL SKILLS AND POSITIVE RESULTS

Chart 3: How students would personalize learning through the use of a mobile device at school



USING DIGITAL TOOLS “INVISIBLY” TO ACHIEVE “VISIBLE LEARNING BENEFITS”

Common Core Standards illustration shows that CCSS contains a significant number of technology-related skills and 21st century concepts. Top skills include: Research, Creativity, Technology and Collaboration





INTERNET SAFETY: PARENTS & GUARDIANS | COMMUNITIES

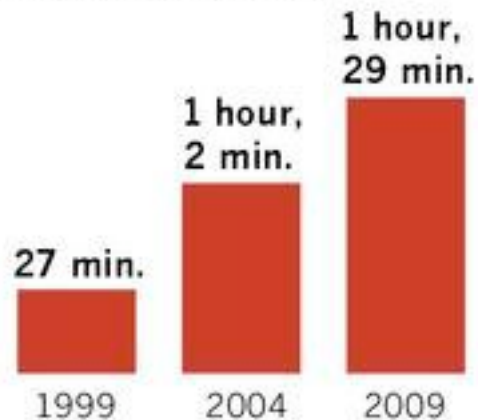
CHANGING LANDSCAPE

E-kids

The amount of time children and teens spend on the computer has tripled in the last 10 years.

Time spent on a computer

(Daily average, ages 8-18)



Among all 8- to 18-year-olds, average amount of time spent with each medium in a typical day:

	2009	2004	1999
TV content	4:29 ^a	3:51 ^b	3:47 ^b
Music/audio	2:31 ^a	1:44 ^b	1:48 ^b
Computer	1:29 ^a	1:02 ^b	:27 ^c
Video games	1:13 ^a	:49 ^b	:26 ^c
Print	:38 ^a	:43 ^{ab}	:43 ^b
Movies	:25 ^a	:25 ^{ab}	:18 ^b
TOTAL MEDIA EXPOSURE	10:45 ^a	8:33 ^b	7:29 ^c
Multitasking proportion	29% ^a	26% ^a	16% ^b
TOTAL MEDIA USE	7:38 ^a	6:21 ^b	6:19 ^b

2010 Study from Kaiser Foundation.

CHANGING LANDSCAPE

1993 - World Wide Web – Mosaic

1995 – World Wide Web reaches Classrooms

1995 – Wikis introduced

1998 – Google launches

2005 – Podcasting word of the year

2005 – YouTube website is founded

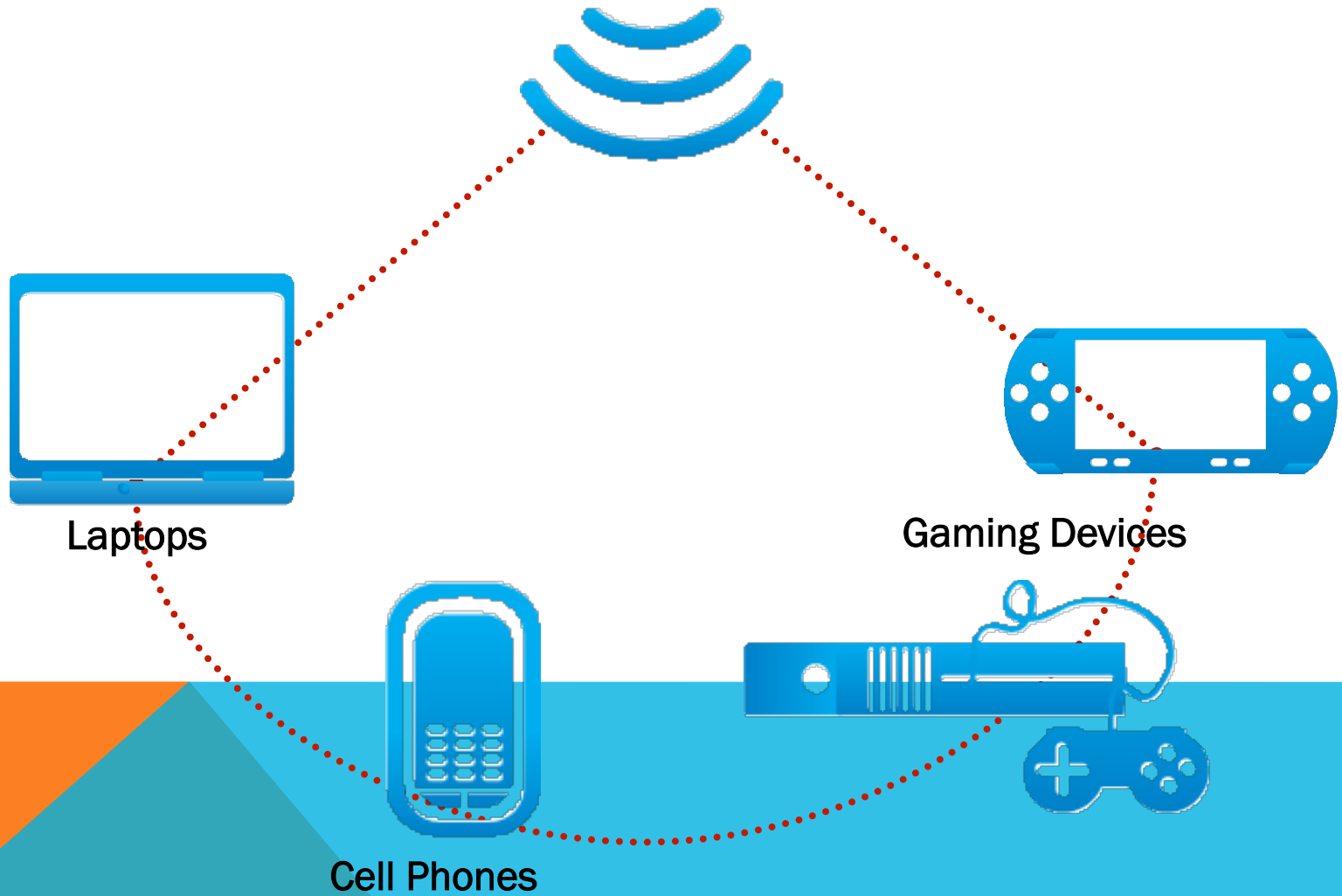
2006 – Facebook opened

2006 – Twitter launched

2010 – Apple launches iPad



INTERNET



THAT'S MY KID!

**Are you worried that your child will have
arthritic thumbs from texting too much?**

**Does your child have a PhD in
multitasking?**

**Is your child slowly building an army
of Webkinz ?**



KIDS WILL BE KIDS

Passing notes = **Texting**

Buying CDs = **Downloading music**


Playing board games = **Online gaming**

Writing in a journal = **Blogging**

Dressing a baby doll = **Dressing an
avatar**



RISKY ONLINE DECISIONS

- “Friending” unknown people
 - Posting personal information
 - Embarrassing or harassing people
 - Talking about sex
 - Sending or posting provocative images
 - Sharing passwords with friends
 - Clicking on pop-ups
- 

WHAT CAN A PARENT DO?

WHAT YOU CAN DO

- Establish rules about what they can share
- Learn about reporting options
- Help them set privacy settings
- Help them create strong passwords
- Talk about friends lists

KNOW YOUR LINGO

BRB - Be right back

POS-parents over shoulder

A/S/L - ??



PRIVACY RULES

1993


On the Internet, nobody knows you're a dog.



"On the Internet, nobody knows you're a dog."

2013

On the Internet, everybody knows you're a dog.



KPCB

Source: Quote – Joe Louis (American heavyweight boxer), 1946. Left image – Peter Steiner, cartoonbank.com, The New Yorker, 1993.
Right image – Tumblr user cachorro no computador.

10

PRIVACY SETTINGS

Only Friends

The image shows a screenshot of the Facebook interface with the Privacy settings for a profile. A red arrow points from a red box containing the text 'Only Friends' to the 'Only Friends' option in the dropdown menu for the 'Profile' setting. The 'Profile' setting is also circled in red. The 'Basic Info' setting is also circled in red. The 'Personal Info' setting is also circled in red. The 'Status Updates' setting is also circled in red. The 'Photos Tagged of You' setting is also circled in red. The 'Videos Tagged of You' setting is also circled in red. The 'Friends' setting is also circled in red.

facebook Home Profile Friends Inbox Settings Logout

Privacy

Profile Control who can see your profile and personal information.

Search Control who can search for your profile.

News Feed and What You See Control what stories appear on your News Feed.

Applications Control what information is shared with applications.

facebook Home Profile Friends Inbox Settings Logout

Privacy Profile

Basic Contact Information

Control who can see your profile and related information. Visit the Applications page in order to change settings for applications.

See how a friend sees your profile: Start typing a friend's name

Profile	My Networks and Friends	[?]
Basic Info	My Networks and Friends	[?]
Personal Info	My Networks and Friends	[?]
Status Updates	My Networks and Friends	[?]
Photos Tagged of You	My Networks and Friends	[?]
Videos Tagged of You	My Networks and Friends	[?]
Friends	My Networks and Friends	[?]

COMMENTS

Category: Life

I < 3 trees

Friends Comments

Friday, September 07, 2008



lol.....
my maryjane growing in my closet!

3:36 PM - 8 Comments - 2 Kudos - Add Comment - Edit - Remove

SCREEN NAMES

WHAT DO THEY SAY ABOUT OUR KIDS?

Inappropriate

sxcbebe

NYC_pimp

Gangsta4lif

kid_booz3r

Appropriate

b@seball_jok

gato-gordito

ZeldaWiz

MiniMac_grl



Homework #2

Ask your child

“Which social sites do you like to visit?”

- Check

- Screennames
- Privacy settings
- Friends lists
- Comments

CHECK THE WEBSITE USER POLICY

Under COPPA rules, many social networking sites allow accounts for children 13 years and up ONLY.

Statistics:

Over 5 million children under the age of 8 use Facebook!!

38% of kids on Facebook are underage

The Facebook logo, consisting of the word "facebook" in white lowercase letters on a dark blue rectangular background.

Family Safety Center – from Facebook

<https://www.facebook.com/help/441374602560317/>



Technology + Bullying =
Cyberbullying



Homework #3

- Ask your child


“Has anyone online made you feel uncomfortable, offered you gifts, or asked you to meet offline?”

- Sign the NetSmartz Internet Safety Pledge with your child

- Visit **NetSmartz411.org**

SIGNS OF CYBERBULLYING

A cyberbullying victim might

- Stop using the computer or cell phone
 - Act nervous when receiving an e-mail, IM, or text
 - Seem uneasy about going to school
 - Withdraw from friends and family
- 

CYBERBULLYING

Spreading rumors and gossip

Posting pictures of someone without consent

Stealing passwords to assume someone else's identity

Threatening or harassing with offensive language



WHAT TO DO



- Children who are cyberbullied should
 - Not respond
 - Save the messages
 - Block/ban the bully
 - Set up new accounts
 - REPORT

If you feel like your child is in immediate danger,
contact your local police.



HOMEWORK #1

Ask your child

**“Do you know what to do
if you’re cyberbullied?”**

- Go over the rules
 - Don’t respond
 - Save the messages
 - Tell a trusted adult

SET YOUR OWN RULES

Establish rules for your children's Internet use

- What sites can they visit?
- Who can they talk to?
- How much time can they spend online?

Keep the computer
in a common room
(not in secluded areas
like a bedroom or
basement)



WHAT CAN YOU DO?

Establish rules for safe surfing online with your child.

Encourage positive uses of the Web – reinforce use of quality, school resources through Virtual Library and teacher suggestions.

Empower children to self-monitor.

Communicate.

[Link to Virtual Library Resources](#)

