



Hamilton Avenue School

Panorama Student Survey (School-Level) 3-5
Spring 2019



Report created by
Panorama Education



Summary

Topic Description	Results	Comparison
School Belonging How much students feel that they are valued members of the school community.	62% ▼ 5 since last survey	70% Elementary Schools 70% Greenwich Public Schools
School Climate Perceptions of the overall social and learning climate of the school.	60% ▼ 1 since last survey	67% Elementary Schools 67% Greenwich Public Schools
School Engagement How attentive and invested students are in school.	56% ▲ 3 since last survey	56% Elementary Schools 56% Greenwich Public Schools
School Rigorous Expectations How much students feel that their teachers hold them to high expectations around effort, understanding, persistence, and performance in class.	70% ▼ 7 since last survey	78% Elementary Schools 78% Greenwich Public Schools
School safety	51%	68% Elementary Schools 68% Greenwich Public Schools
Valuing of School How much students feel that school is interesting, important, and useful.	68% ▼ 1 since last survey	71% Elementary Schools 71% Greenwich Public Schools

147 responses



School Belonging

Your average

62%

147 responses

Change

▼ **5**

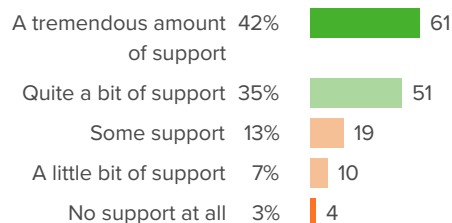
since last survey

School Type average: **70%** Elementary Schools

District average: **70%** Greenwich Public Schools

How did people respond?

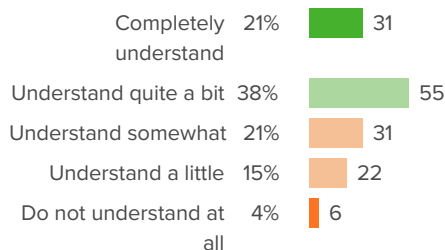
Q.1: How much support do the adults at your school give you?



▼ **6** from last survey

Favorable: **77%**

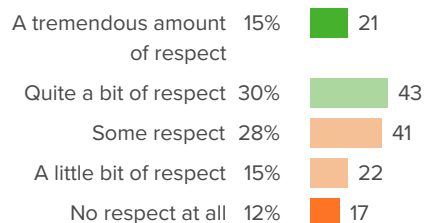
Q.2: How well do people at your school understand you as a person?



▼ **3** from last survey

Favorable: **59%**

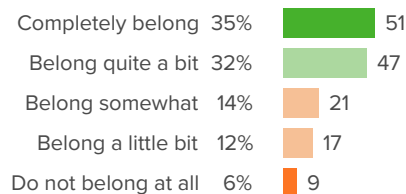
Q.3: How much respect do students at your school show you?



▼ **12** from last survey

Favorable: **44%**

Q.4: Overall, how much do you feel like you belong at your school?



▲ **1** from last survey

Favorable: **68%**



School Climate

Your average

60%

147 responses

Change

▼ **1**

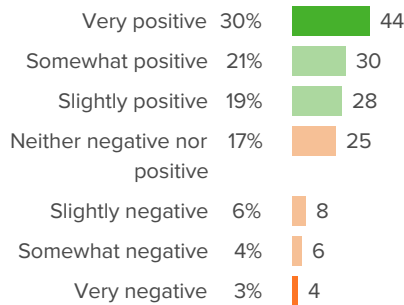
since last survey

School Type average: **67%** Elementary Schools

District average: **67%** Greenwich Public Schools

How did people respond?

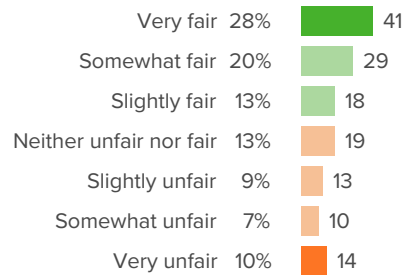
Q.1: How positive or negative is the energy of the school?



▼ **1** from last survey

Favorable: **70%**

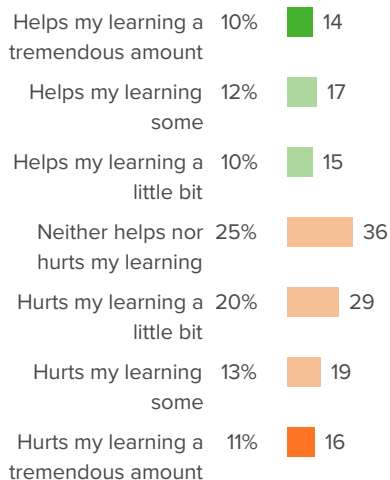
Q.2: How fair or unfair are the rules for the students at this school?



▼ **1** from last survey

Favorable: **61%**

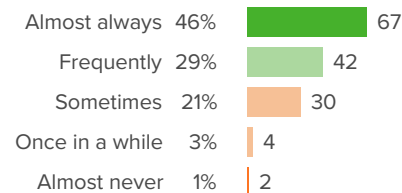
Q.3: At your school, how much does the behavior of other students hurt or help your learning?



▼ **10** from last survey

Favorable: **32%**

Q.4: How often do your teachers seem excited to be teaching your classes?



▲ **7** from last survey

Favorable: **75%**



School Engagement

Your average

56%

147 responses

Change

▲ 3

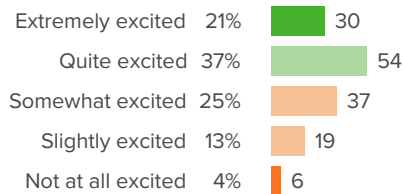
since last survey

School Type average: **56%** Elementary Schools

District average: **56%** Greenwich Public Schools

How did people respond?

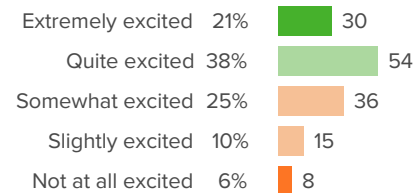
Q.1: How excited are you about going to your classes?



▲ 8 from last survey

Favorable: **58%**

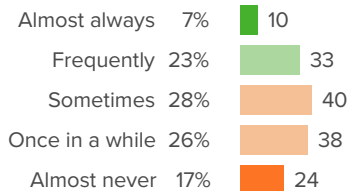
Q.2: In your classes, how excited are you to participate?



▲ 2 from last survey

Favorable: **59%**

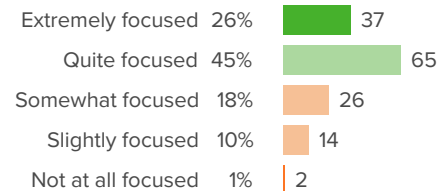
Q.3: When you are not in school, how often do you talk about ideas from your classes?



▲ 6 from last survey

Favorable: **30%**

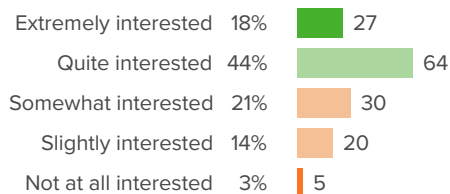
Q.4: How focused are you on the activities in your classes?



▼ 3 from last survey

Favorable: **71%**

Q.5: How interested are you in your classes?



▲ 2 from last survey

Favorable: **62%**



School Rigorous Expectations

Your average

70%

147 responses

Change

▼ **7**

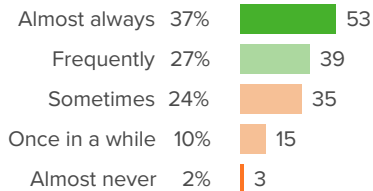
since last survey

School Type average: **78%** Elementary Schools

District average: **78%** Greenwich Public Schools

How did people respond?

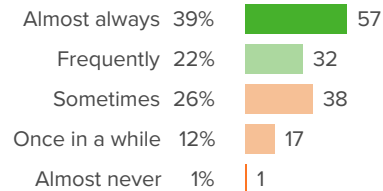
Q.1: How often do your teachers take time to make sure you understand the material?



▼ **10** from last survey

Favorable: **63%**

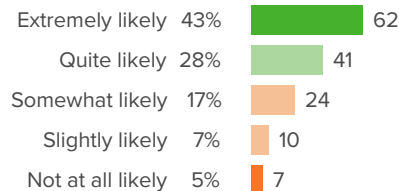
Q.2: How often do your teachers make you explain your answers?



▼ **11** from last survey

Favorable: **61%**

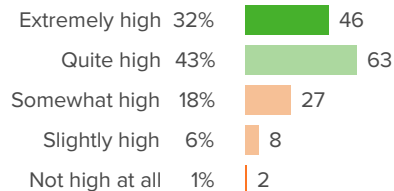
Q.3: When you feel like giving up, how likely is it that your teachers will make you keep trying?



▼ **8** from last survey

Favorable: **72%**

Q.4: Overall, how high are your teachers' expectations of you?

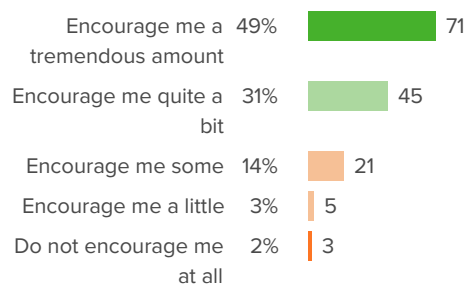


▲ **1** from last survey

Favorable: **75%**



Q.5: How much do your teachers encourage you to do your best?



▼ 4 from last survey

Favorable: **80%**



School safety

Your average

51%

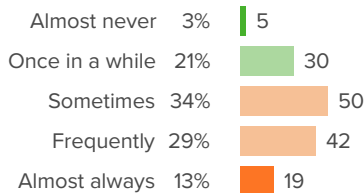
147 responses

School Type average: **68%** Elementary Schools

District average: **68%** Greenwich Public Schools

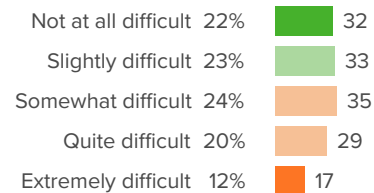
How did people respond?

Q.1: How often are people disrespectful to others at your school?



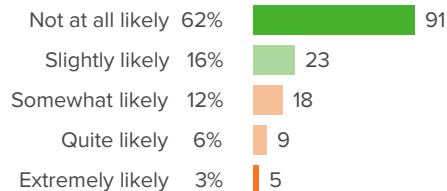
Favorable: **24%**

Q.2: If a student is bullied in school, how difficult is it for him/her to get help from an adult?



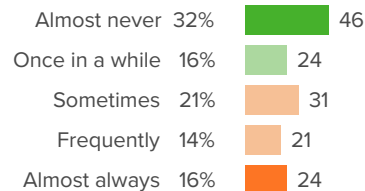
Favorable: **45%**

Q.3: How likely is it that someone from your school will bully you online?



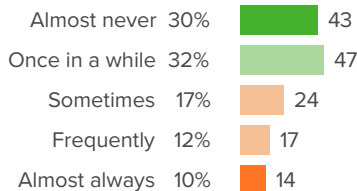
Favorable: **78%**

Q.4: How often do you worry about violence at your school?



Favorable: **48%**

Q.5: How often do students get into physical fights at your school?



Favorable: **62%**



Valuing of School

Your average

68%

147 responses

Change

▼ **1**

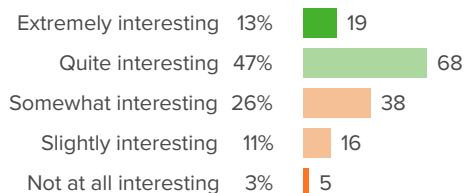
since last survey

School Type average: **71%** Elementary Schools

District average: **71%** Greenwich Public Schools

How did people respond?

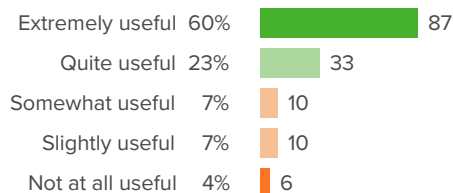
Q.1: How interesting do you find the things you learn in your classes?



▲ **2** from last survey

Favorable: **60%**

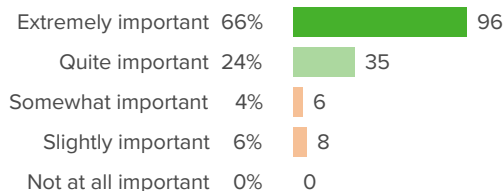
Q.2: How useful do you think school will be to you in the future?



▲ **1** from last survey

Favorable: **82%**

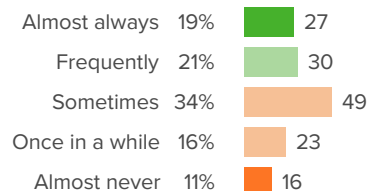
Q.3: How important is it to you to do well in your classes?



▲ **1** from last survey

Favorable: **90%**

Q.4: How often do you use ideas from school in your daily life?



▼ **7** from last survey

Favorable: **39%**