



# New Lebanon School

Teacher Survey  
Spring 2021



Report created by  
Panorama Education



## Summary

Topic Description	Results	Comparison
<b>Professional Learning</b> Perceptions of the amount and quality of professional growth and learning opportunities available to faculty and staff.	<b>62%</b>	<b>44%</b> Greenwich Public Schools
<b>School Climate</b> Perceptions of the overall social and learning climate of the school.	<b>69%</b>	<b>56%</b> Greenwich Public Schools
<b>School safety</b>	<b>84%</b>	<b>78%</b> Greenwich Public Schools

39 responses



## Professional Learning

Your average

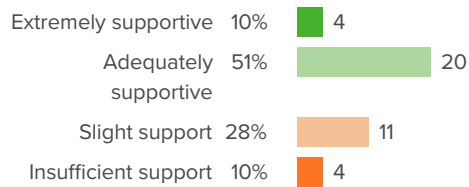
**62%**

39 responses

District average: **44%** Greenwich Public Schools

How did people respond?

**Q.1: How well do our existing SEL programs (e.g. Second Step) support the Social Emotional health of our students as we re-enter from the covid impacted year this coming Fall?**



Favorable: **62%**



## School Climate

Your average

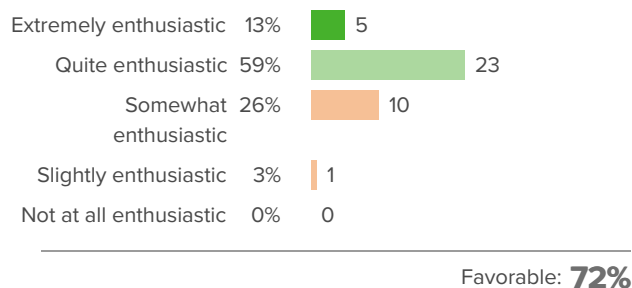
**69%**

39 responses

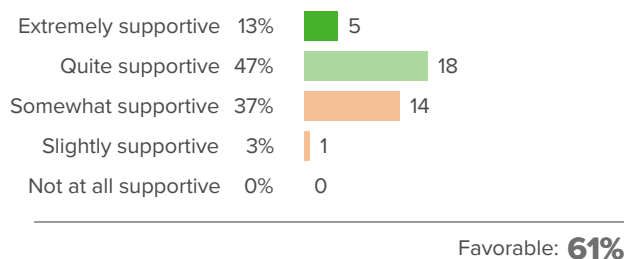
District average: **56%** Greenwich Public Schools

How did people respond?

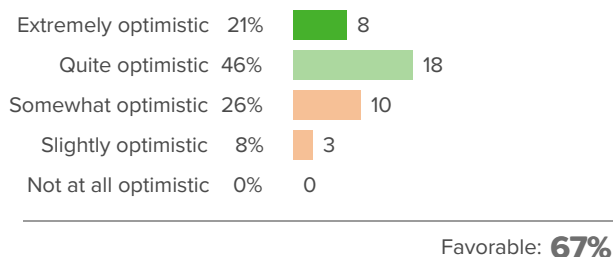
**Q.1: On most days, how enthusiastic are the students about being at school?**



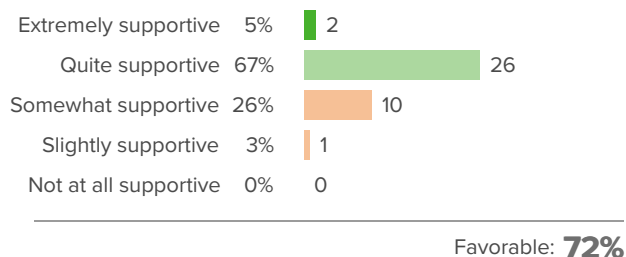
**Q.2: When new initiatives to improve teaching are presented at your school, how supportive are your colleagues?**



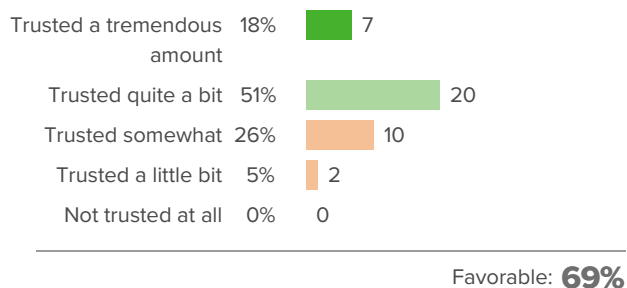
**Q.3: How optimistic are you that your school will improve in the future?**



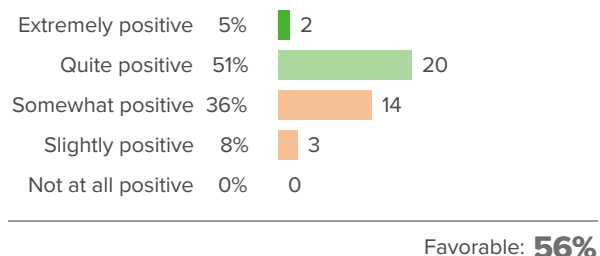
**Q.4: How supportive are students in their interactions with each other?**



**Q.5: To what extent are teachers trusted to teach in the way they think is best?**

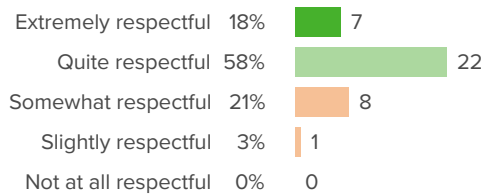


**Q.6: How positive are the attitudes of your colleagues?**



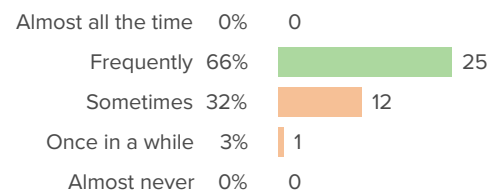


**Q.7: How respectful are the relationships between teachers and students?**



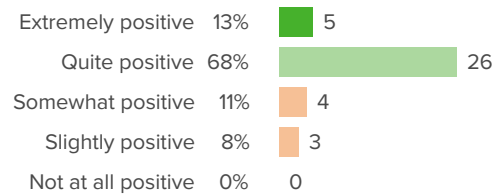
Favorable: **76%**

**Q.8: How often do you see students helping each other without being prompted?**



Favorable: **66%**

**Q.9: Overall, how positive is the working environment at your school?**



Favorable: **82%**



## School safety

Your average

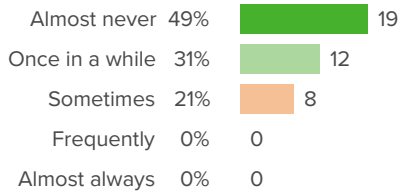
**84%**

39 responses

District average: **78%** Greenwich Public Schools

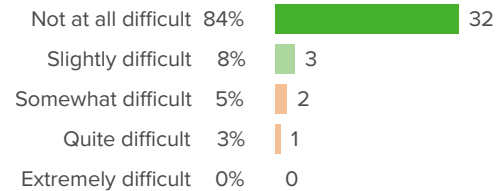
### How did people respond?

#### Q.1: How often do you worry about violence in your school?



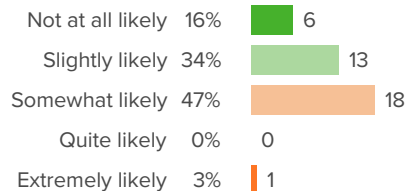
Favorable: **79%**

#### Q.2: If a student is bullied at your school, how difficult is it for him/her to get help from an adult?



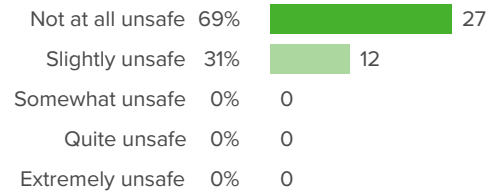
Favorable: **92%**

#### Q.3: How likely is it that children from your school will be bullied online?



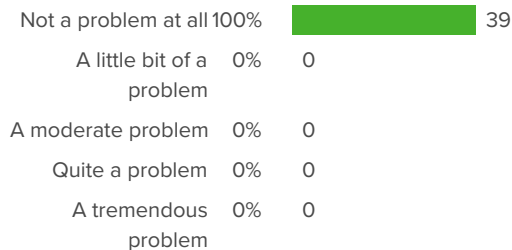
Favorable: **50%**

#### Q.4: Overall, how unsafe does your school feel?



Favorable: **100%**

#### Q.5: To what extent are drugs a problem at your school?



Favorable: **100%**