



Parkway School

Family-School Relationships Survey
Spring 2019



Report created by
Panorama Education



Summary

Topic Description	Results	Comparison
Barriers to Engagement Factors that can create challenges for families to interact with or become involved with their child's school. Survey-takers responded to the question, "How big of a problem are the following issues for becoming involved with your child's current school?"	86% ▲1 since last survey	87% Elementary Schools 85% Greenwich Public Schools
Communication	32%	38% Elementary Schools 37% Greenwich Public Schools
Connecticut school climate indicators	54% ▼3 since last survey	62% Elementary Schools 56% Greenwich Public Schools
Family Engagement The degree to which families become involved with and interact with their child's school.	33% ▼1 since last survey	35% Elementary Schools 26% Greenwich Public Schools
Home School Connection	70%	74% Elementary Schools 67% Greenwich Public Schools
School Fit Families' perceptions of how well a school matches their child's developmental needs.	72% ▼5 since last survey	75% Elementary Schools 69% Greenwich Public Schools

99 responses



Barriers to Engagement

Your average

86%

99 responses

Change

▲ 1

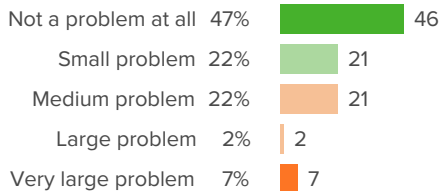
since last survey

School Type average: **87%** Elementary Schools

District average: **85%** Greenwich Public Schools

How did people respond?

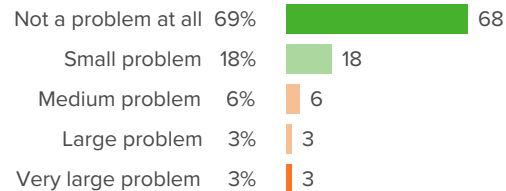
Q.1: How big of a problem is the following issue for becoming involved with your child's current school: Childcare needs?



▼ 9 from last survey

Favorable: **69%**

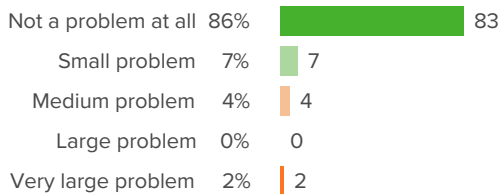
Q.2: How big of a problem is the following issue for becoming involved with your child's current school: Transportation-related challenges?



▲ 0 from last survey

Favorable: **88%**

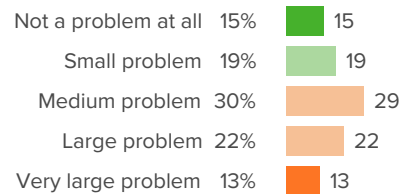
Q.3: How big of a problem is the following issue for becoming involved with your child's current school: Concerns about getting to the school safely?



▲ 1 from last survey

Favorable: **94%**

Q.4: How big of a problem is the following issue for becoming involved with your child's current school: How busy your schedule is?

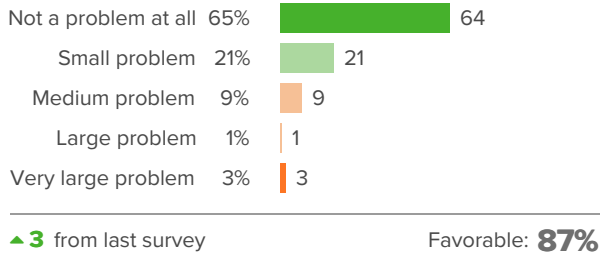


▼ 6 from last survey

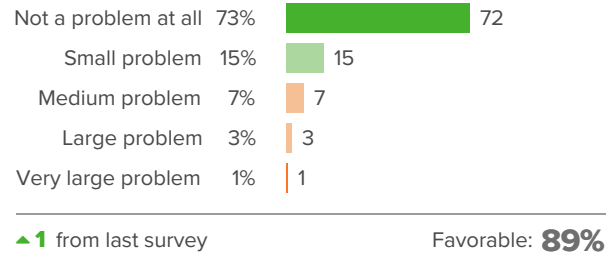
Favorable: **35%**



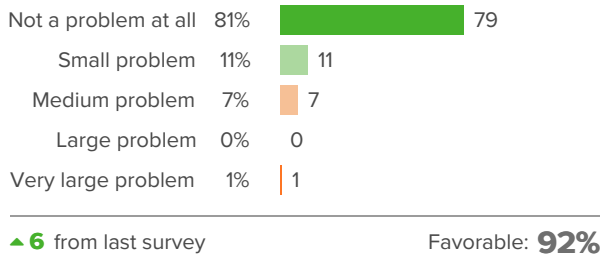
Q.5: How big of a problem is the following issue for becoming involved with your child's current school: School staff seem too busy?



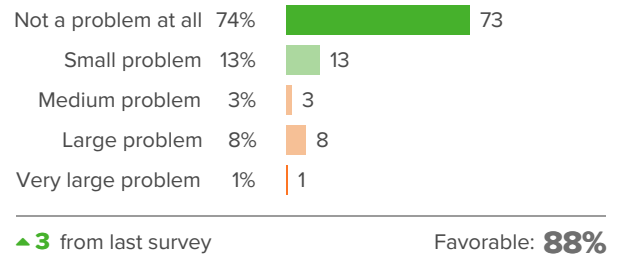
Q.6: How big of a problem is the following issue for becoming involved with your child's current school: You feel unsure about how to communicate with the school?



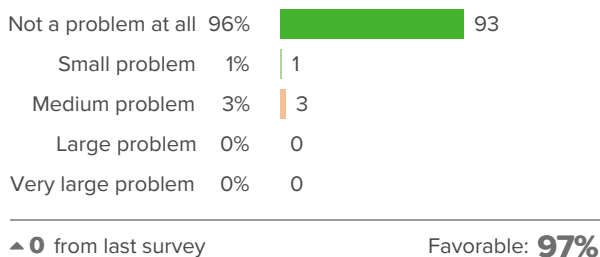
Q.7: How big of a problem is the following issue for becoming involved with your child's current school: The school provides little information about involvement opportunities?



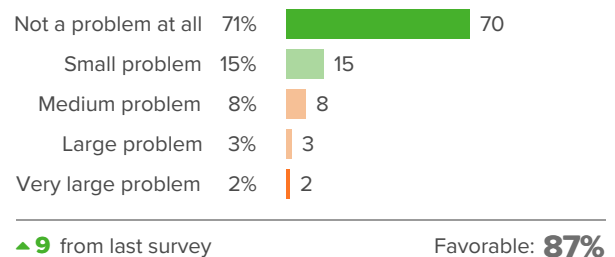
Q.8: How big of a problem is the following issue for becoming involved with your child's current school: The school is not welcoming to parents?



Q.9: How big of a problem is the following issue for becoming involved with your child's current school: The school does not communicate well with people from your culture?

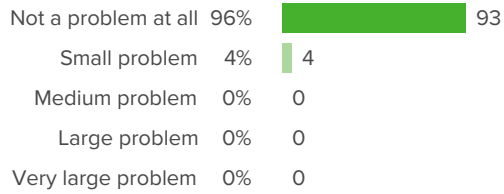


Q.10: How big of a problem is the following issue for becoming involved with your child's current school: You do not feel a sense of belonging with your child's school community?





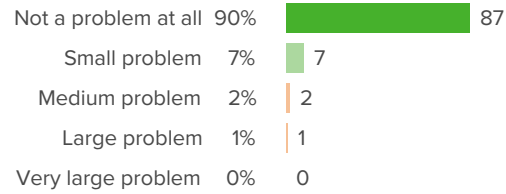
Q.11: How big of a problem is the following issue for becoming involved with your child's current school: Negative memories of your own school experience?



▲ **3** from last survey

Favorable: **100%**

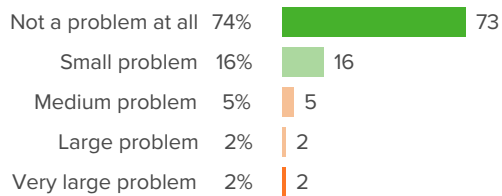
Q.12: How big of a problem is the following issue for becoming involved with your child's current school: Your child does not want you to contact the school?



▼ **2** from last survey

Favorable: **97%**

Q.13: How big of a problem is the following issue for becoming involved with your child's current school: You worry that adults at the school will treat your child differently if you raise a concern?



▲ **1** from last survey

Favorable: **91%**



Communication

Your average

32%

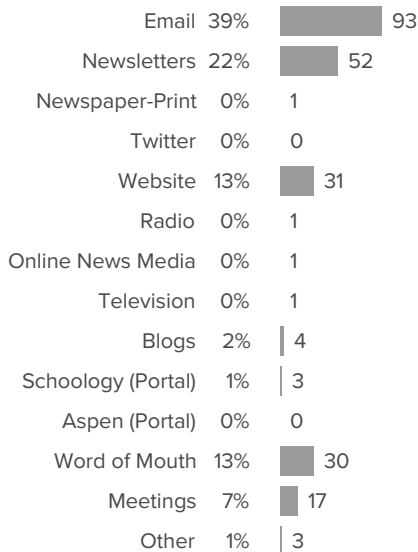
99 responses

School Type average: **38%** Elementary Schools

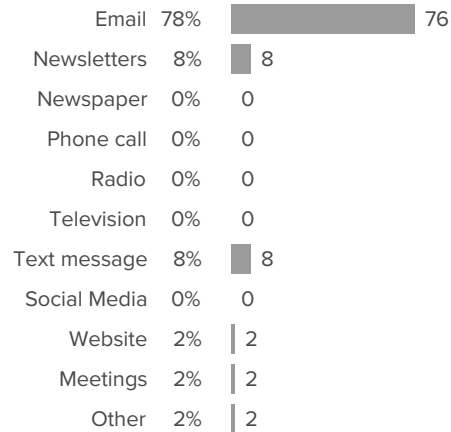
District average: **37%** Greenwich Public Schools

How did people respond?

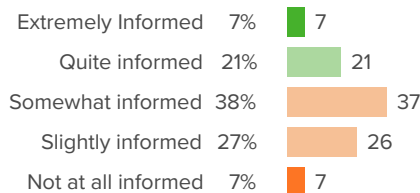
Q.1: Of the following, which sources do you use the most to get information about the school and district? Please select your top three choices.



Q.2: What would be the best way for the school and district to stay in communication with you?



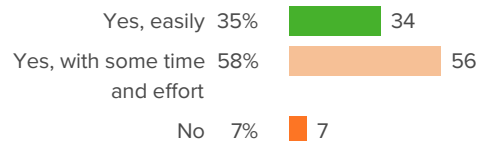
Q.3: How well informed do you feel about the issues impacting education in the District?



▼ 4 from last survey

Favorable: **29%**

Q.4: Considering all of the sources of information available to you, are you able to find the information that is important to you?

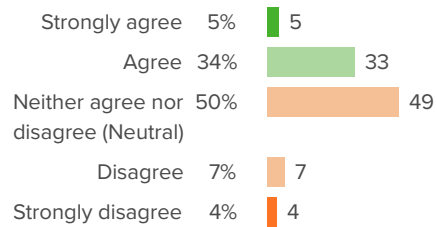


▲ 1 from last survey

Favorable: **35%**



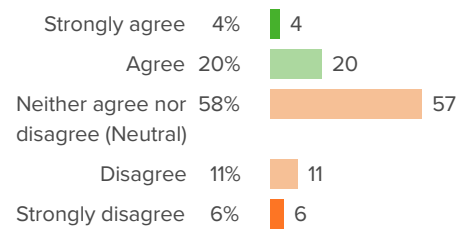
Q.5: There are adequate opportunities for me to express my concerns and opinions about important issues impacting the Greenwich Public Schools.



▲ 1 from last survey

Favorable: **39%**

Q.6: Concerns and opinions expressed by families are seriously considered by school and District leaders.



Favorable: **24%**



Connecticut school climate indicators

Your average

54%

99 responses

Change

▼ **3**

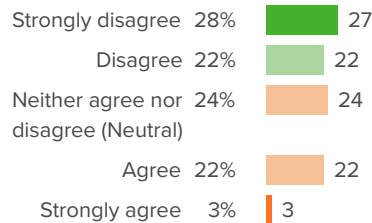
since last survey

School Type average: **62%** Elementary Schools

District average: **56%** Greenwich Public Schools

How did people respond?

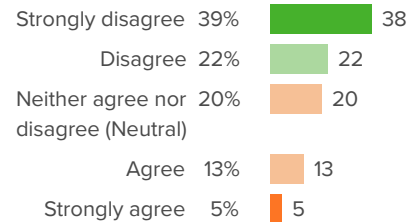
Q.1: In my child's school, I have seen or heard or seen on social media, students ridiculing, laughing at, cursing at, gossiping about or lying about other students.



▲ **0** from last survey

Favorable: **50%**

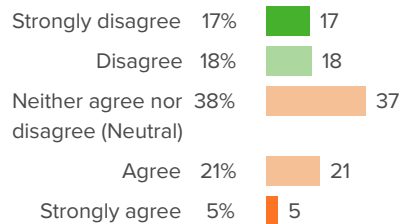
Q.2: I have seen students at my child's school being physically hurt by other students more than once (for example, pushed, slapped, punched, or beaten up).



▼ **6** from last survey

Favorable: **61%**

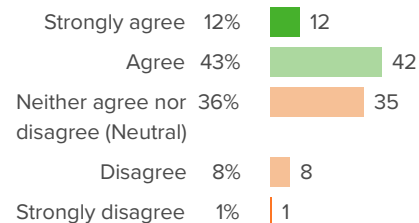
Q.3: There are groups of students in the school who exclude others and make them feel bad for not being a part of the group.



▼ **3** from last survey

Favorable: **36%**

Q.4: Students in my child's school respect each other's differences (for example, gender, race, culture, disability, sexual orientation, learning differences, etc.).

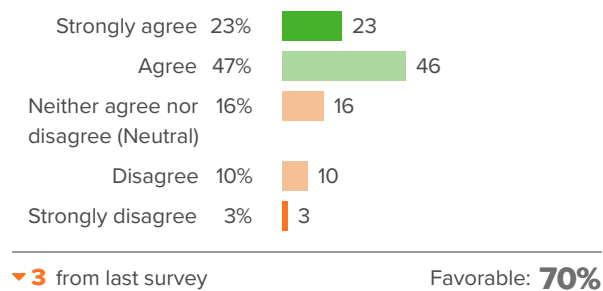


▼ **3** from last survey

Favorable: **55%**



Q.5: Parents/guardians feel welcome at my child's school.





Family Engagement

Your average

33%

99 responses

Change

▼ **1**

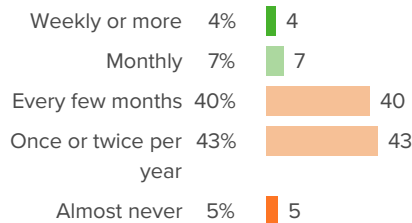
since last survey

School Type average: **35%** Elementary Schools

District average: **26%** Greenwich Public Schools

How did people respond?

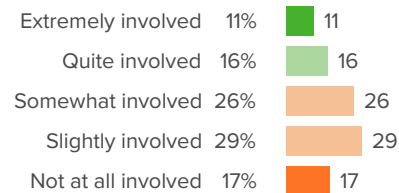
Q.1: How often do you meet in person with teachers at your child's school?



▼ **3** from last survey

Favorable: **11%**

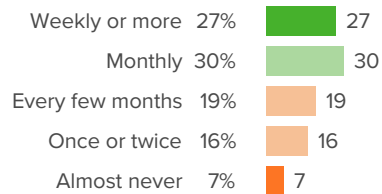
Q.2: How involved have you been with a parent group(s) at your child's school?



▼ **2** from last survey

Favorable: **27%**

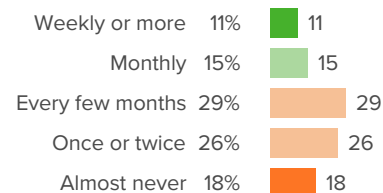
Q.3: In the past year, how often have you discussed your child's school with other parents from the school?



▲ **8** from last survey

Favorable: **58%**

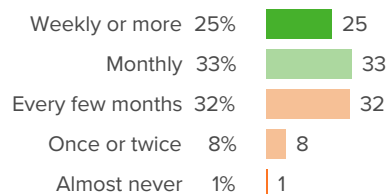
Q.4: In the past year, how often have you helped out at your child's school?



▼ **8** from last survey

Favorable: **26%**

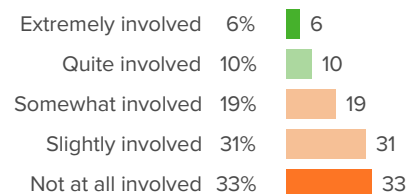
Q.5: In the past year, how often have you visited your child's school?



▲ **0** from last survey

Favorable: **59%**

Q.6: How involved have you been in fundraising efforts at your child's school?



▲ **0** from last survey

Favorable: **16%**



Home School Connection

Your average

70%

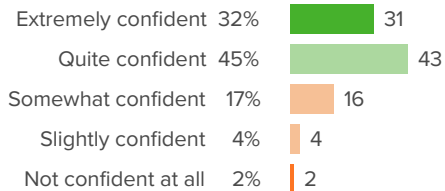
99 responses

School Type average: **74%** Elementary Schools

District average: **67%** Greenwich Public Schools

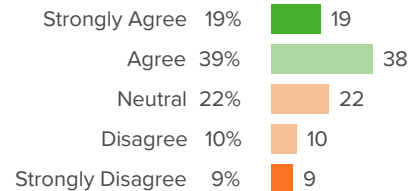
How did people respond?

Q.1: How confident are you in your ability to support your child's learning at home?



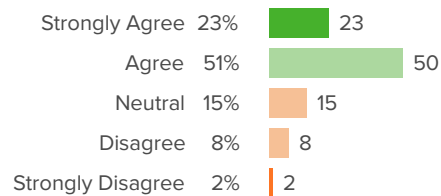
Favorable: **77%**

Q.2: At my child's school, families are welcomed partners in their child/ren's learning.



Favorable: **58%**

Q.3: There are adequate opportunities for me to express my concerns and opinions about important issues impacting my child.



Favorable: **74%**



School Fit

Your average

72%

99 responses

Change

▼ **5**

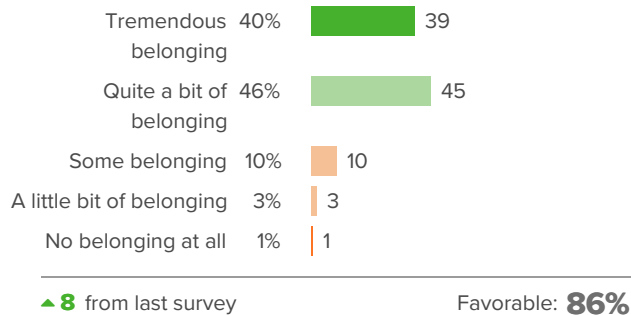
since last survey

School Type average: **75%** Elementary Schools

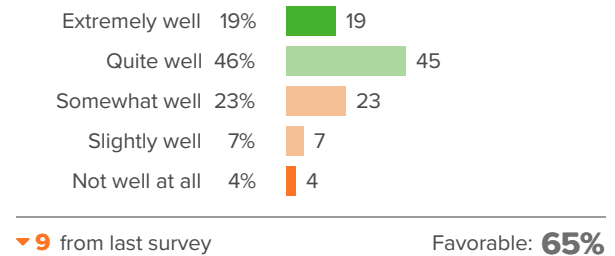
District average: **69%** Greenwich Public Schools

How did people respond?

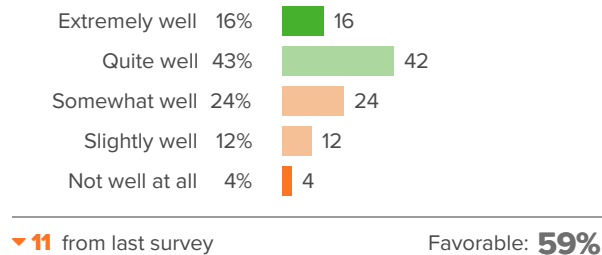
Q.1: How much of a sense of belonging does your child feel at his/her school?



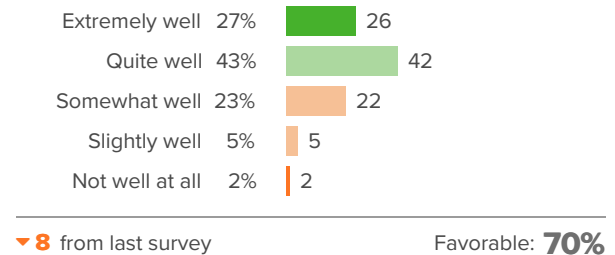
Q.2: How well do you feel your child's school is preparing him/her for his/her next academic year?



Q.3: How well do the activities offered at your child's school match his/her interests?

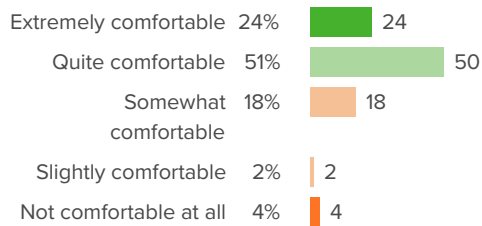


Q.4: At your child's school, how well does the overall approach to discipline work for your child?





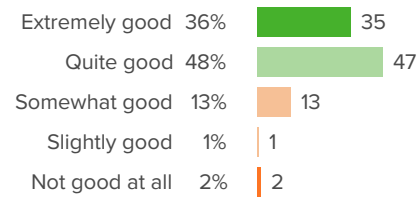
Q.5: How comfortable is your child in asking for help from school adults?



▲ 3 from last survey

Favorable: **76%**

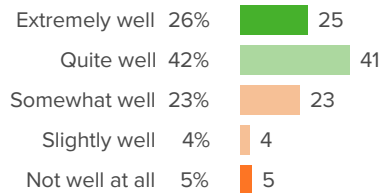
Q.6: Given your child's cultural background, how good a fit is his/her school?



▼ 6 from last survey

Favorable: **84%**

Q.7: How well do the teaching styles of your child's teachers match your child's learning style?



▼ 12 from last survey

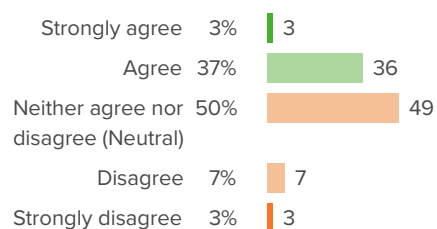
Favorable: **67%**



Other questions

How did people respond? _____

Q.1: Students at my child's school will try to stop students from insulting or making fun of other students.



▼ 1 from last survey

Favorable: **40%**