



# Julian Curtiss School

Family Survey  
Spring 2021



Report created by  
Panorama Education



## Summary

Topic Description	Results	Comparison
<b>Home School Connection</b>	<b>94%</b>	<b>90%</b> Elementary Schools <b>89%</b> Greenwich Public Schools
<b>School Fit</b> Families' perceptions of how well a school matches their child's developmental needs.	<b>81%</b>	<b>77%</b> Elementary Schools <b>69%</b> Greenwich Public Schools
<b>School safety</b>	<b>92%</b>	<b>89%</b> Elementary Schools <b>83%</b> Greenwich Public Schools
<b>Student experience</b>	<b>93%</b>	<b>89%</b> Elementary Schools <b>88%</b> Greenwich Public Schools

63 responses

## Home School Connection

Your average

**94%**

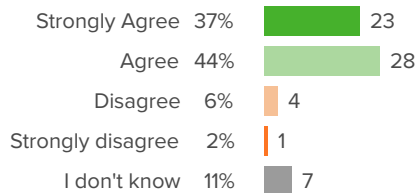
63 responses

School Type average: **90%** Elementary Schools

District average: **89%** Greenwich Public Schools

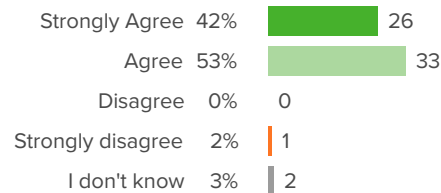
How did people respond?

**Q.1: Although Covid limited visitation this year, parents/guardians generally feel welcome at my child's school.**



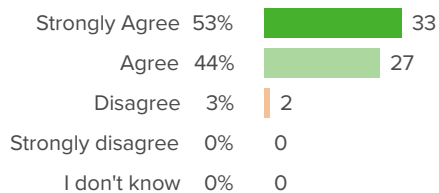
Favorable: **91%**

**Q.2: There is a mutual sense of respect and cooperation between/among faculty/staff and parents at this school.**



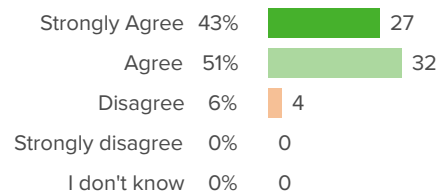
Favorable: **98%**

**Q.3: I feel well-informed about issues and activities that are important to the school community.**



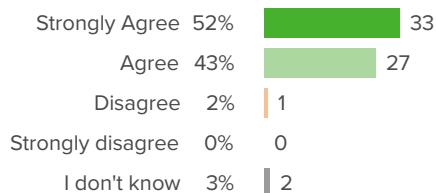
Favorable: **97%**

**Q.4: I feel well-informed about issues and activities that are important to the GPS district community.**



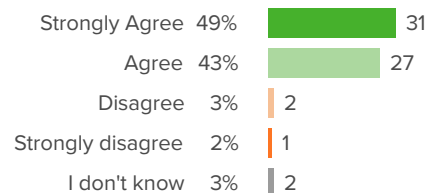
Favorable: **94%**

**Q.5: I know who to reach out to if I have concerns about my child.**



Favorable: **98%**

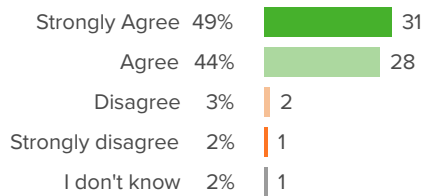
**Q.6: The school staff and administration addresses my questions or concerns on a timely basis.**



Favorable: **95%**

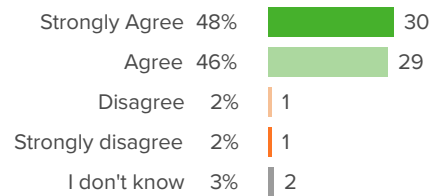


**Q.7: The school administration is approachable and helpful.**



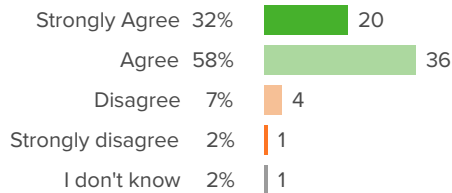
Favorable: **95%**

**Q.8: At my child's school, families are welcomed partners in their child/ren's learning.**



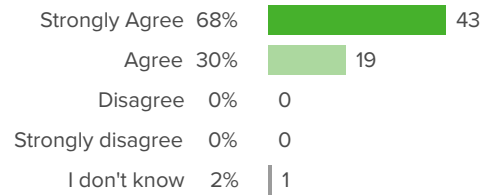
Favorable: **97%**

**Q.9: I know how my child is doing in school before I get my child's report card.**



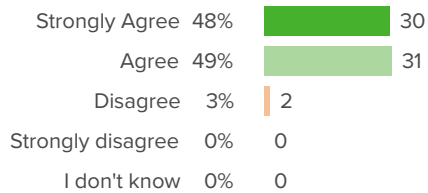
Favorable: **92%**

**Q.10: I feel comfortable reaching out to my child's teacher as needed (with questions, concerns, confusions etc).**



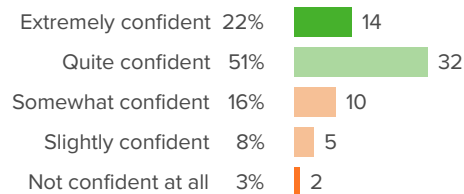
Favorable: **100%**

**Q.11: There are adequate opportunities for me to express my concerns and opinions about important issues impacting my child.**



Favorable: **97%**

**Q.12: How confident are you in your ability to support your child's learning at home?**



Favorable: **73%**

## School Fit

Your average

**81%**

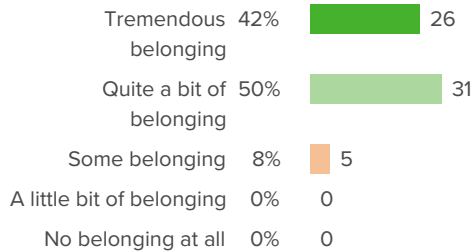
63 responses

School Type average: **77%** Elementary Schools

District average: **69%** Greenwich Public Schools

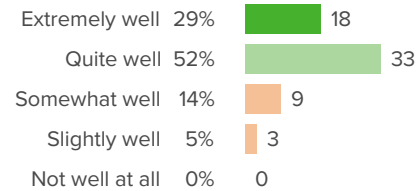
How did people respond?

**Q.1: How much of a sense of belonging does your child feel at his/her school?**



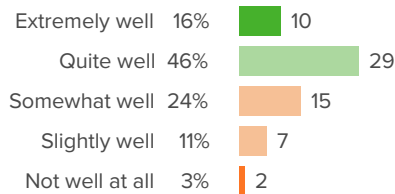
Favorable: **92%**

**Q.2: How well do you feel your child's school is preparing him/her for his/her next academic year?**



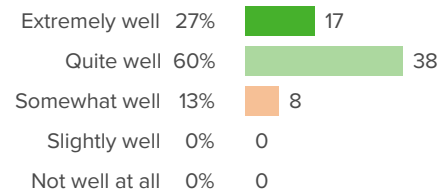
Favorable: **81%**

**Q.3: How well do the activities offered at your child's school match his/her interests?**



Favorable: **62%**

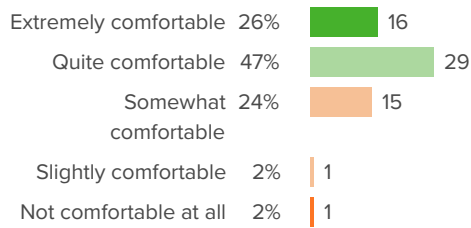
**Q.4: At your child's school, how well does the overall approach to discipline work for your child?**



Favorable: **87%**

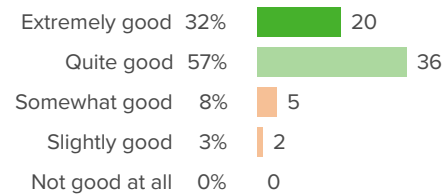


**Q.5: How comfortable is your child in asking for help from school adults?**



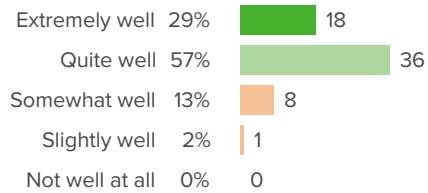
Favorable: **73%**

**Q.6: Given your child's cultural background, how good a fit is his/her school?**



Favorable: **89%**

**Q.7: How well do the teaching styles of your child's teachers match your child's learning style?**



Favorable: **86%**

## School safety

Your average

**92%**

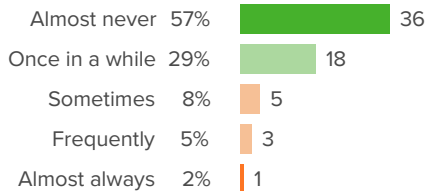
63 responses

School Type average: **89%** Elementary Schools

District average: **83%** Greenwich Public Schools

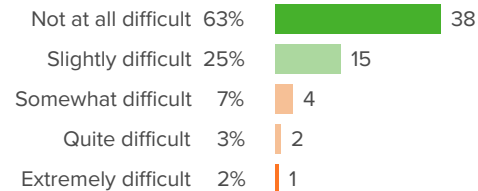
How did people respond?

**Q.1: How often do you worry about violence at your child's school?**



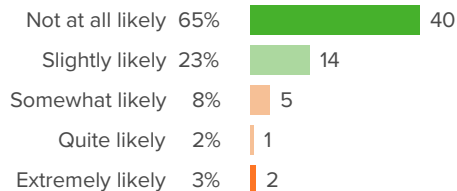
Favorable: **86%**

**Q.2: If a student is bullied at your child's school, how difficult is it for him/her to get help from an adult?**



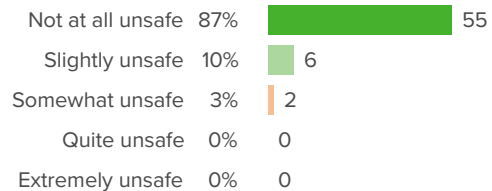
Favorable: **88%**

**Q.3: How likely is it that someone from your child's school will bully him/her online?**



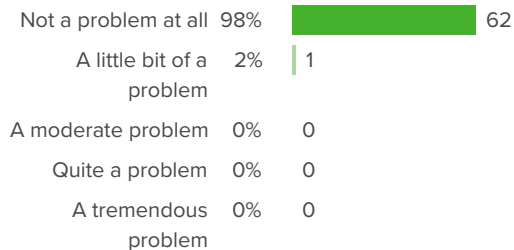
Favorable: **87%**

**Q.4: Overall, how unsafe does your child feel at school?**



Favorable: **97%**

**Q.5: To what extent are drugs a problem at your child's school?**



Favorable: **100%**

## Student experience

Your average

**93%**

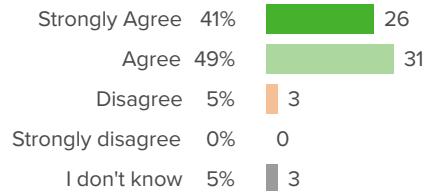
63 responses

School Type average: **89%** Elementary Schools

District average: **88%** Greenwich Public Schools

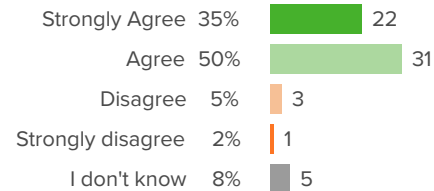
How did people respond?

**Q.1: Teachers at this school provide my child with high-quality feedback about his/her academic, social, and behavioral progress.**



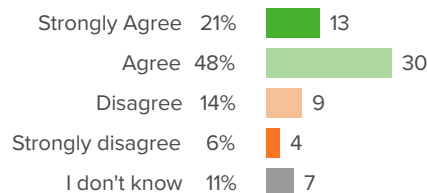
Favorable: **95%**

**Q.2: My child can get the extra help and resources they need to be successful.**



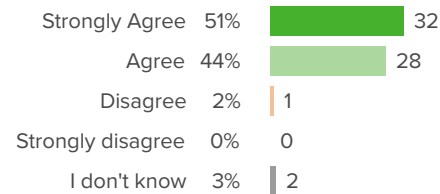
Favorable: **93%**

**Q.3: My child is challenged to meet high expectations at this school.**



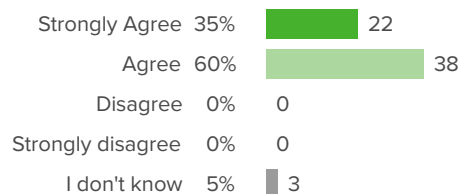
Favorable: **77%**

**Q.4: My child is taught to respect individual differences at school (gender, race/ethnicity, culture, socio-economics, disability, etc.)**



Favorable: **98%**

**Q.5: The rules are fairly and consistently enforced at this school.**



Favorable: **100%**