



Glenville School

Staff Survey
Spring 2021



Report created by
Panorama Education



Summary

Topic Description	Results	Comparison
School Climate Perceptions of the overall social and learning climate of the school.	63%	62% Greenwich Public Schools
School safety	93%	79% Greenwich Public Schools

6 responses



School Climate

Your average

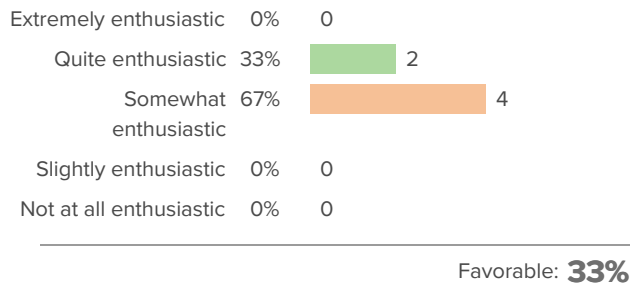
63%

6 responses

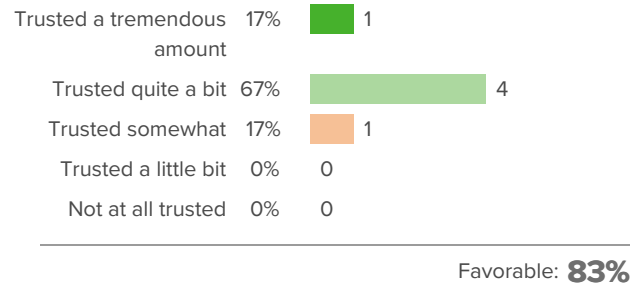
District average: **62%** Greenwich Public Schools

How did people respond?

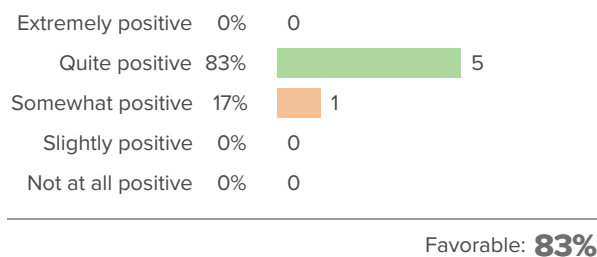
Q.1: On most days, how enthusiastic are the students about being at school?



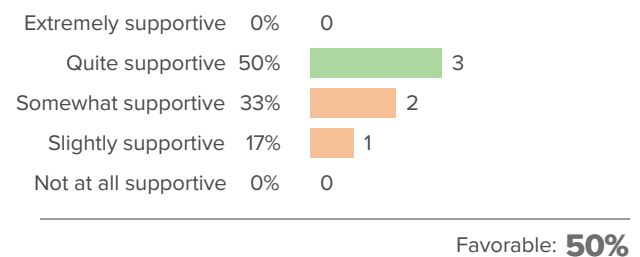
Q.2: To what extent are staff trusted to work in the way they think is best?



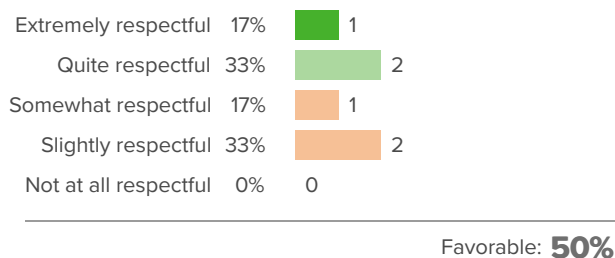
Q.3: How positive are the attitudes of your colleagues?



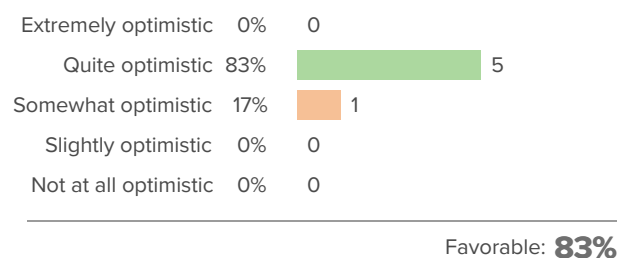
Q.4: How supportive are students in their interactions with each other?



Q.5: How respectful are the relationships between staff and students?

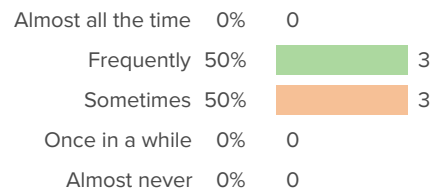


Q.6: How optimistic are you that your school will improve in the future?



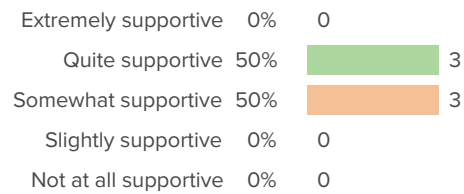


Q.7: How often do you see students helping each other without being prompted?



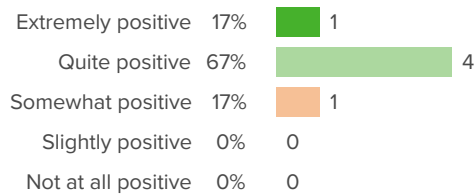
Favorable: **50%**

Q.8: When new initiatives are presented at your school, how supportive are your colleagues?



Favorable: **50%**

Q.9: Overall, how positive is the working environment at your school?



Favorable: **83%**



School safety

Your average

93%

6 responses

District average: **79%** Greenwich Public Schools

How did people respond?

Q.1: How often do you worry about violence at your school?

Almost never	83%	<div></div> 5
Once in a while	17%	<div></div> 1
Sometimes	0%	0
Frequently	0%	0
Almost always	0%	0

Favorable: **100%**

Q.2: If a student is bullied at your school, how difficult is it for him/her to get help from an adult?

Not at all difficult	100%	<div></div> 6
Slightly difficult	0%	0
Somewhat difficult	0%	0
Quite difficult	0%	0
Extremely difficult	0%	0

Favorable: **100%**

Q.3: How likely is it that children from your school will be bullied online?

Not at all likely	0%	0
Slightly likely	67%	<div></div> 4
Somewhat likely	17%	<div></div> 1
Quite likely	17%	<div></div> 1
Extremely likely	0%	0

Favorable: **67%**

Q.4: Overall, how unsafe does your school feel?

Not at all unsafe	100%	<div></div> 6
Slightly unsafe	0%	0
Somewhat unsafe	0%	0
Quite unsafe	0%	0
Extremely unsafe	0%	0

Favorable: **100%**

Q.5: To what extent are drugs a problem at your school?

Not a problem at all	100%	<div></div> 6
A little bit of a problem	0%	0
A moderate problem	0%	0
Quite a problem	0%	0
A tremendous problem	0%	0

Favorable: **100%**