



Cos Cob School

Staff Survey
Spring 2021



Report created by
Panorama Education



Summary

Topic Description	Results	Comparison
School Climate Perceptions of the overall social and learning climate of the school.	89%	62% Greenwich Public Schools
School safety	87%	79% Greenwich Public Schools

6 responses



School Climate

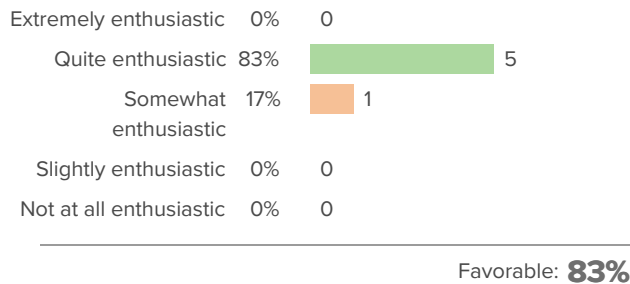
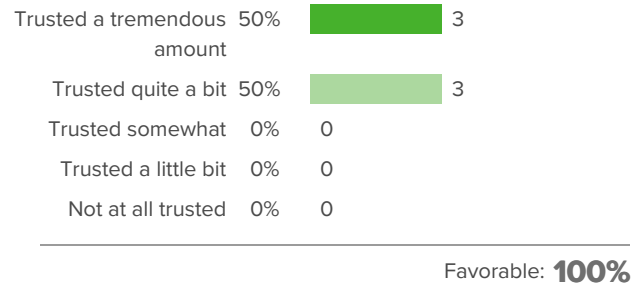
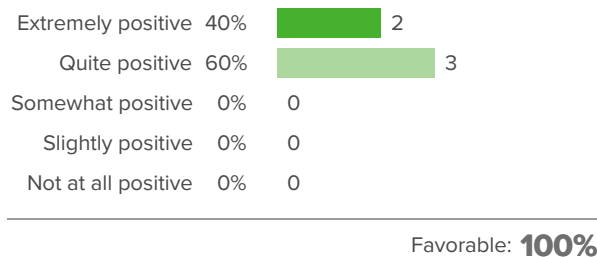
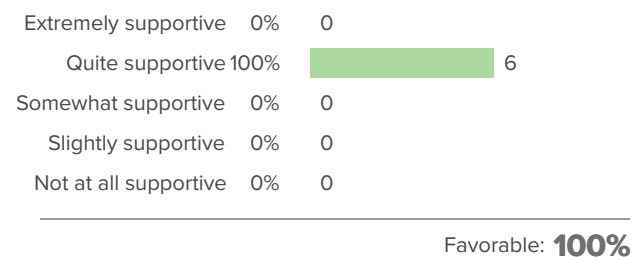
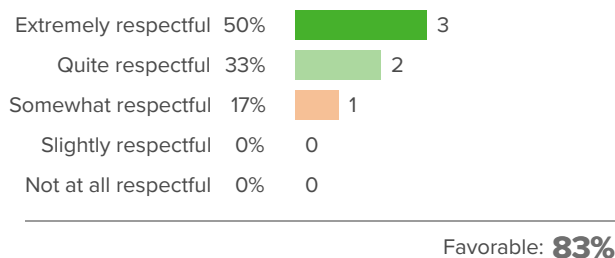
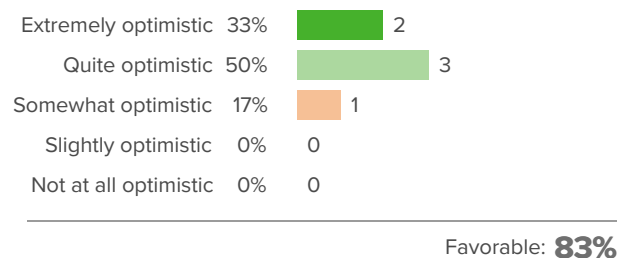
Your average

89%

6 responses

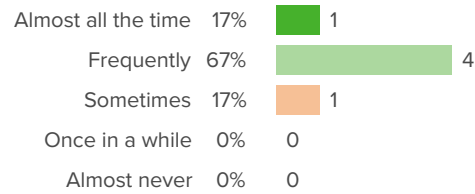
District average: **62%** Greenwich Public Schools

How did people respond?

Q.1: On most days, how enthusiastic are the students about being at school?**Q.2: To what extent are staff trusted to work in the way they think is best?****Q.3: How positive are the attitudes of your colleagues?****Q.4: How supportive are students in their interactions with each other?****Q.5: How respectful are the relationships between staff and students?****Q.6: How optimistic are you that your school will improve in the future?**

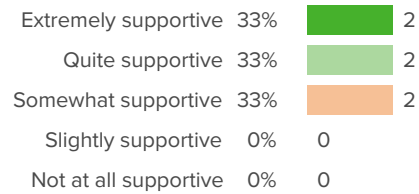


Q.7: How often do you see students helping each other without being prompted?



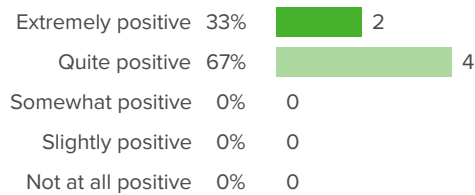
Favorable: **83%**

Q.8: When new initiatives are presented at your school, how supportive are your colleagues?



Favorable: **67%**

Q.9: Overall, how positive is the working environment at your school?



Favorable: **100%**



School safety

Your average




87%

6 responses

District average: **79%** Greenwich Public Schools



How did people respond?

Q.1: How often do you worry about violence at your school?

Almost never	67%		4
Once in a while	17%		1
Sometimes	17%		1
Frequently	0%		0
Almost always	0%		0




Favorable: **83%**

Q.2: If a student is bullied at your school, how difficult is it for him/her to get help from an adult?

Not at all difficult	83%		5
Slightly difficult	17%		1
Somewhat difficult	0%		0
Quite difficult	0%		0
Extremely difficult	0%		0


Favorable: **83%**

Q.3: How likely is it that children from your school will be bullied online?

Not at all likely	33%		2
Slightly likely	33%		2
Somewhat likely	33%		2
Quite likely	0%		0
Extremely likely	0%		0


Favorable: **67%**

Q.4: Overall, how unsafe does your school feel?

Not at all unsafe	100%		6
Slightly unsafe	0%		0
Somewhat unsafe	0%		0
Quite unsafe	0%		0
Extremely unsafe	0%		0

Favorable: **100%**

Q.5: To what extent are drugs a problem at your school?

Not a problem at all	100%		6
A little bit of a problem	0%		0
A moderate problem	0%		0
Quite a problem	0%		0
A tremendous problem	0%		0

Favorable: **100%**