



Julian Curtiss School

Panorama Teacher Survey
Spring 2019



Report created by
Panorama Education



Summary

| Topic Description | Results | Comparison |
|---|---|--|
| Connecticut school climate indicators | 61% ▼ 2 since last survey | 64% Elementary Schools 56% Greenwich Public Schools |
| District leadership | 14% | 18% Elementary Schools 21% Greenwich Public Schools |
| Educating All Students Faculty perceptions of their readiness to address issues of diversity. | 83% ▲ 4 since last survey | 80% Elementary Schools 78% Greenwich Public Schools |
| Feedback and Coaching Perceptions of the amount and quality of feedback faculty and staff receive. | 39% ▼ 2 since last survey | 37% Elementary Schools 38% Greenwich Public Schools |
| Professional Learning Perceptions of the amount and quality of professional growth and learning opportunities available to faculty and staff. | 33% | 34% Elementary Schools 32% Greenwich Public Schools |
| School Climate Perceptions of the overall social and learning climate of the school. | 51% ▼ 22 since last survey | 58% Elementary Schools 53% Greenwich Public Schools |
| School Leadership Perceptions of the school leadership's effectiveness. | 42% ▼ 20 since last survey | 50% Elementary Schools 50% Greenwich Public Schools |
| Staff-Leadership Relationships Perceptions of faculty and staff relationships with school leaders. | 52% ▼ 21 since last survey | 65% Elementary Schools 66% Greenwich Public Schools |



38 responses

Connecticut school climate indicators

Your average

61%

38 responses

Change

▼ **2**

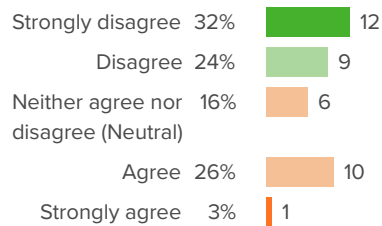
since last survey

School Type average: **64%** Elementary Schools

District average: **56%** Greenwich Public Schools

How did people respond?

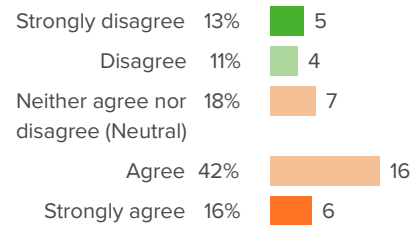
Q.1: In this school, I have seen or heard or seen on social media, students ridiculing, laughing at, cursing at, gossiping about or lying about other students.



▲ **0** from last survey

Favorable: **55%**

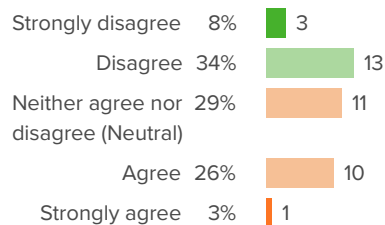
Q.2: I have seen students push, slap, punch, or beat up other students more than once in this school.



▼ **25** from last survey

Favorable: **24%**

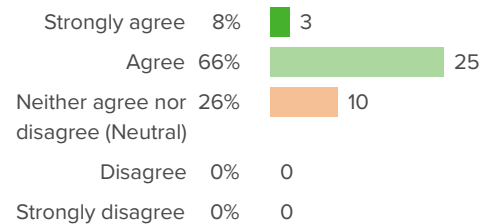
Q.3: There are groups of students in the school who exclude others and make them feel bad for not being a part of the group.



▲ **8** from last survey

Favorable: **42%**

Q.4: Students at this school will try to stop students from insulting or making fun of others.

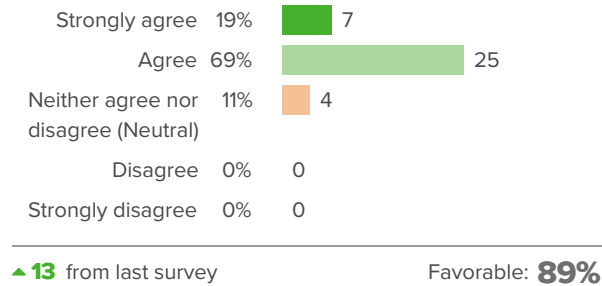


▲ **0** from last survey

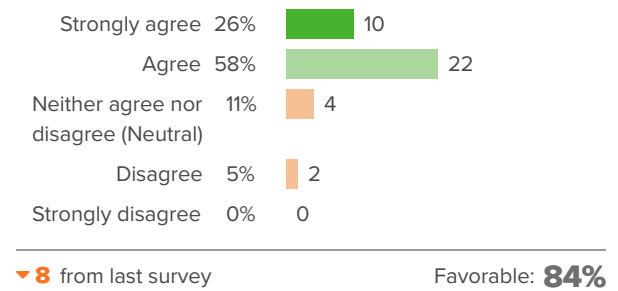
Favorable: **74%**



Q.5: Students in this school respect each other's differences (for example, gender, race, culture, disability, sexual orientation, learning differences, etc.).



Q.6: Parents/guardians are made to feel welcome at this school.





District leadership

Your average

14%

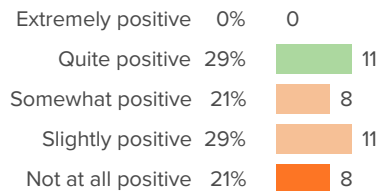
38 responses

School Type average: **18%** Elementary Schools

District average: **21%** Greenwich Public Schools

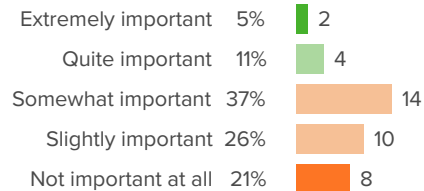
How did people respond?

Q.1: How positive is the tone that leaders set for the culture of the district?



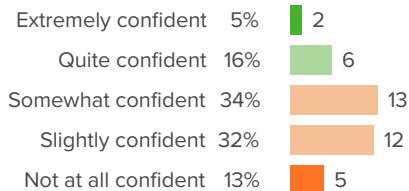
Favorable: **29%**

Q.2: For your district leaders, how important is teacher satisfaction?



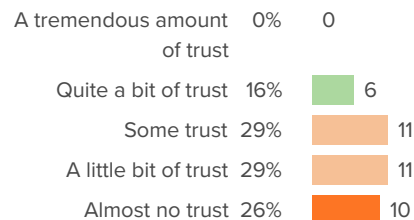
Favorable: **16%**

Q.3: How confident are you that your district leaders have the best interests of the district in mind?



Favorable: **21%**

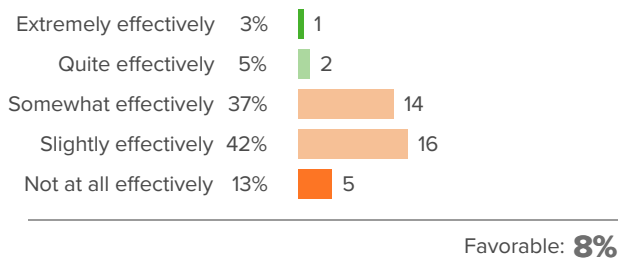
Q.4: How much trust exists between district leaders and faculty?



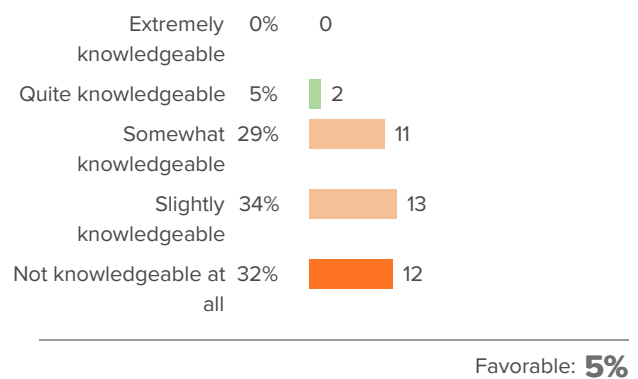
Favorable: **16%**



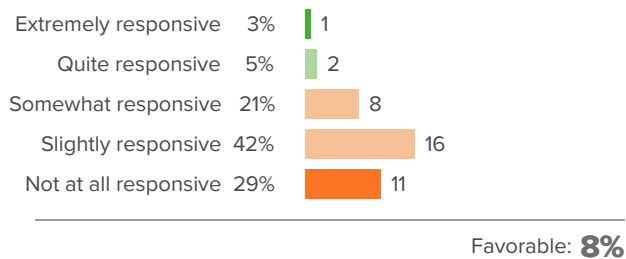
Q.5: How effectively do district leaders communicate important information to teachers?



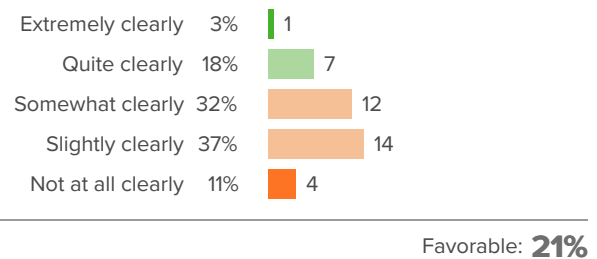
Q.6: How knowledgeable are your district leaders about what is going on in teachers classrooms?



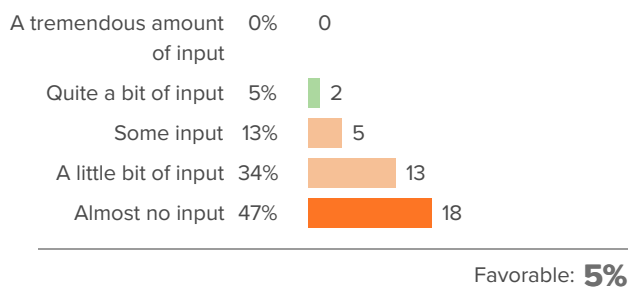
Q.7: How responsive are district leaders to your feedback?



Q.8: How clearly do your district leaders identify their goals for teachers?



Q.9: When the district makes important decisions, how much input do teachers have?





Educating All Students

Your average

83%

38 responses

Change

▲ 4

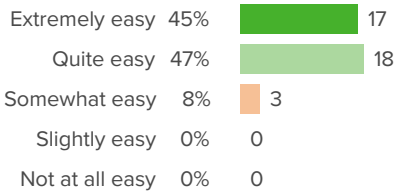
since last survey

School Type average: **80%** Elementary Schools

District average: **78%** Greenwich Public Schools

How did people respond?

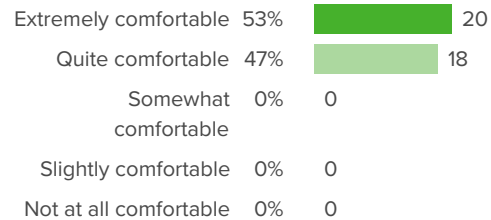
Q.1: How easy do you find interacting with students at your school who are from a different cultural background than your own?



▲ 5 from last survey

Favorable: **92%**

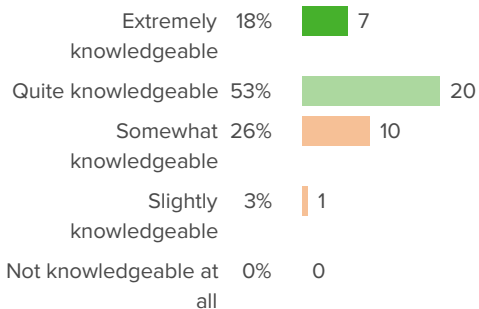
Q.2: How comfortable would you be incorporating new material about people from different backgrounds into your curriculum?



▲ 11 from last survey

Favorable: **100%**

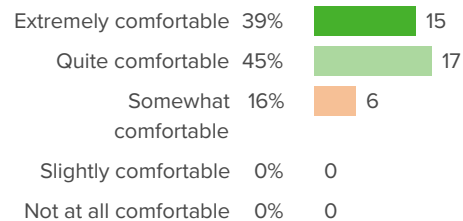
Q.3: How knowledgeable are you regarding where to find resources for working with students who have unique learning needs?



▲ 0 from last survey

Favorable: **71%**

Q.4: If students from different backgrounds struggled to get along in your class, how comfortable would you be intervening?

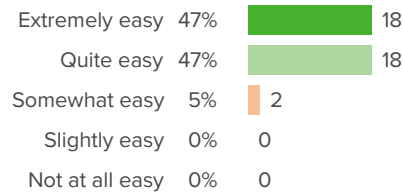


▼ 3 from last survey

Favorable: **84%**



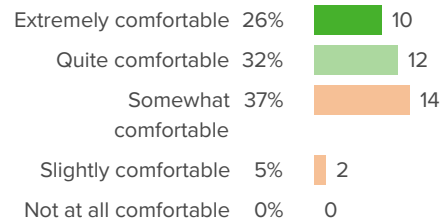
Q.5: How easy would it be for you to teach a class with groups of students from very different religions from each other?



▲ **6** from last survey

Favorable: **95%**

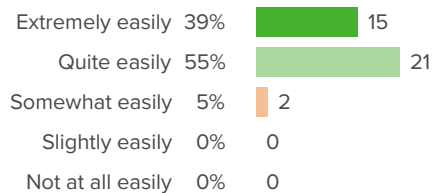
Q.6: In response to events that might be occurring in the world, how comfortable would you be having conversations about race with your students?



▼ **5** from last survey

Favorable: **58%**

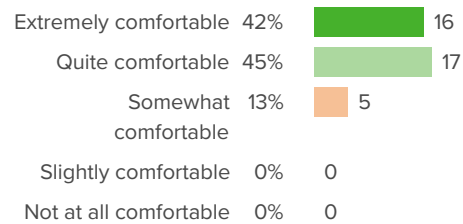
Q.7: How easily do you think you could make a particularly overweight student feel like a part of class?



▲ **6** from last survey

Favorable: **95%**

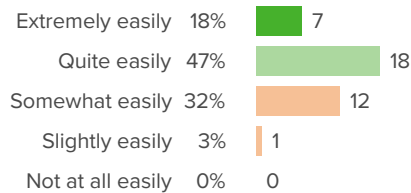
Q.8: How comfortable would you be having a student who could not communicate well with anyone in class because his/her home language was unique?



▲ **13** from last survey

Favorable: **87%**

Q.9: When a sensitive issue of diversity arises in class, how easily can you think of strategies to address the situation?



▲ **5** from last survey

Favorable: **66%**



Feedback and Coaching

Your average

39%

38 responses

Change

▼ **2**

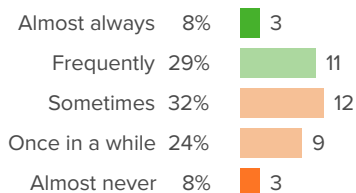
since last survey

School Type average: **37%** Elementary Schools

District average: **38%** Greenwich Public Schools

How did people respond?

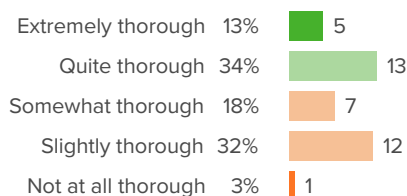
Q.1: How often do you receive feedback on your teaching?



▲ **0** from last survey

Favorable: **37%**

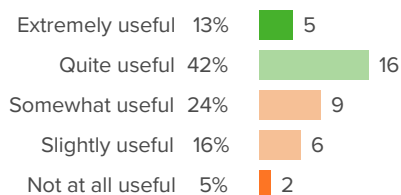
Q.2: At your school, how thorough is the feedback you receive in covering all aspects of your role as a teacher?



▲ **5** from last survey

Favorable: **47%**

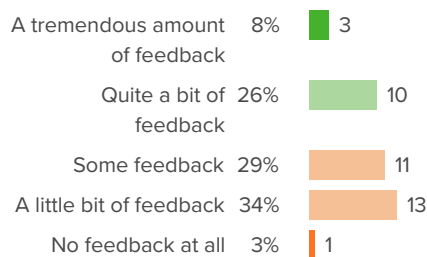
Q.3: How useful do you find the feedback you receive on your teaching?



▼ **6** from last survey

Favorable: **55%**

Q.4: How much feedback do you receive on your teaching?

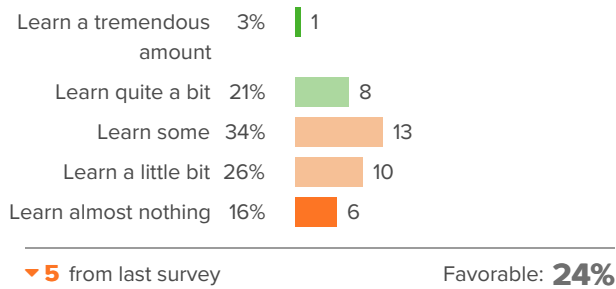


▲ **0** from last survey

Favorable: **34%**



Q.5: How much do you learn from the teacher evaluation processes at your school?





Professional Learning

Your average

33%

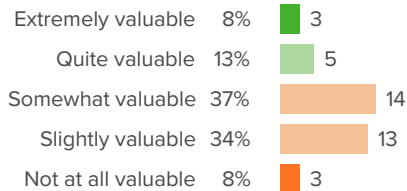
38 responses

School Type average: **34%** Elementary Schools

District average: **32%** Greenwich Public Schools

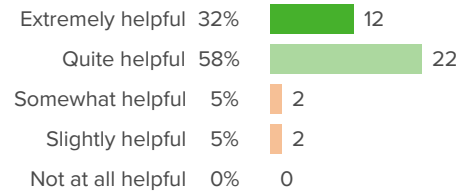
How did people respond?

Q.1: How valuable are the district-provided professional development opportunities and content?



Favorable: **21%**

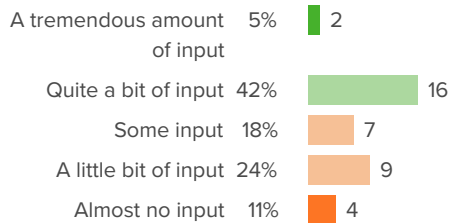
Q.2: How helpful are your colleagues' ideas for improving your teaching?



▲ 0 from last survey

Favorable: **89%**

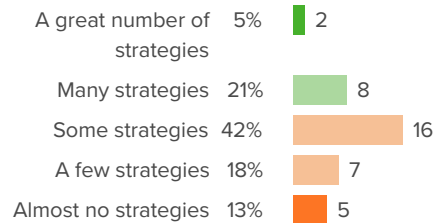
Q.3: How much input do you have into individualizing your own professional development opportunities?



▼ 11 from last survey

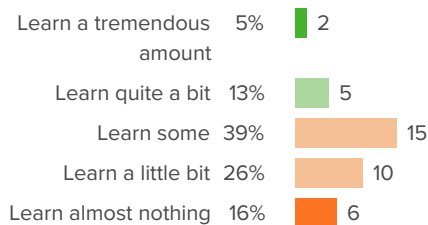
Favorable: **47%**

Q.4: How many new teaching strategies have you learned through district professional learning?



Favorable: **26%**

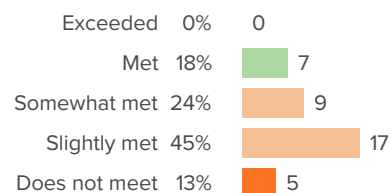
Q.5: Overall, how much do you learn about teaching from the leaders at your school?



▼ 37 from last survey

Favorable: **18%**

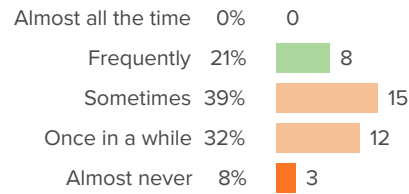
Q.6: To what extent do district professional learning sessions meet your professional learning needs?



Favorable: **18%**

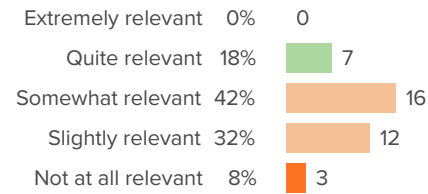


Q.7: How often do your district professional development opportunities help you explore new ideas?



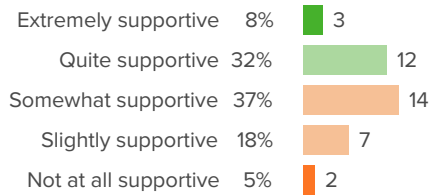
Favorable: **21%**

Q.8: How relevant have your district professional development opportunities been to the content that you teach?



Favorable: **18%**

Q.9: Overall, how supportive has the district been of your growth as a teacher?



Favorable: **39%**



School Climate

Your average

51%

38 responses

Change

▼ 22

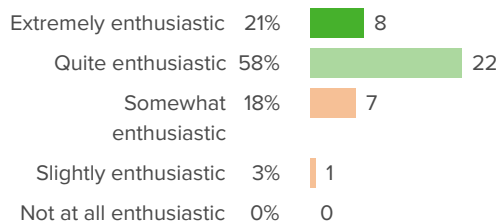
since last survey

School Type average: **58%** Elementary Schools

District average: **53%** Greenwich Public Schools

How did people respond?

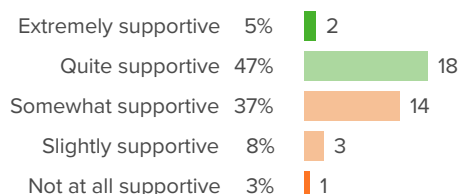
Q.1: On most days, how enthusiastic are the students about being at school?



▲ 0 from last survey

Favorable: **79%**

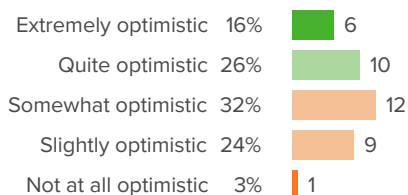
Q.2: When new initiatives to improve teaching are presented at your school, how supportive are your colleagues?



▼ 13 from last survey

Favorable: **53%**

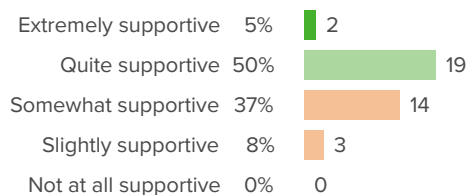
Q.3: How optimistic are you that your school will improve in the future?



▼ 32 from last survey

Favorable: **42%**

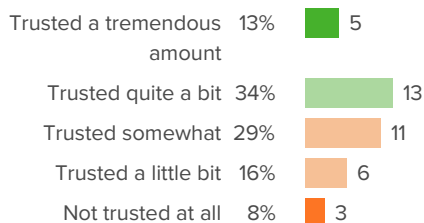
Q.4: How supportive are students in their interactions with each other?



▼ 16 from last survey

Favorable: **55%**

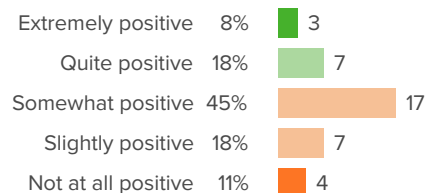
Q.5: To what extent are teachers trusted to teach in the way they think is best?



▼ 19 from last survey

Favorable: **47%**

Q.6: How positive are the attitudes of your colleagues?

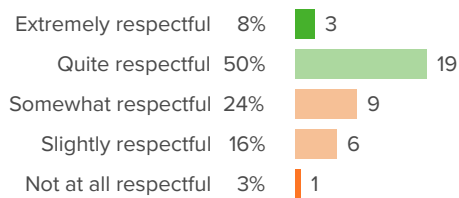


▼ 42 from last survey

Favorable: **26%**



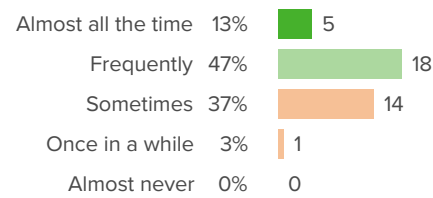
Q.7: How respectful are the relationships between teachers and students?



▼ 26 from last survey

Favorable: **58%**

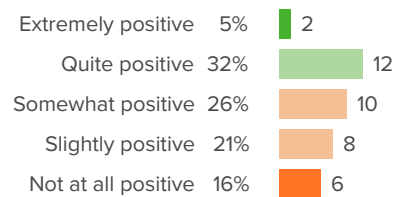
Q.8: How often do you see students helping each other without being prompted?



▼ 15 from last survey

Favorable: **61%**

Q.9: Overall, how positive is the working environment at your school?



▼ 34 from last survey

Favorable: **37%**



School Leadership

Your average

42%

38 responses

Change

▼ **20**

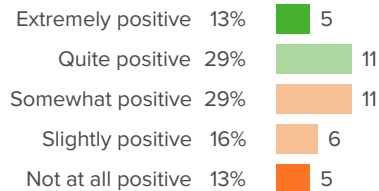
since last survey

School Type average: **50%** Elementary Schools

District average: **50%** Greenwich Public Schools

How did people respond?

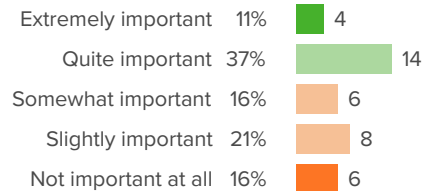
Q.1: How positive is the tone that school leaders set for the culture of the school?



▼ **32** from last survey

Favorable: **42%**

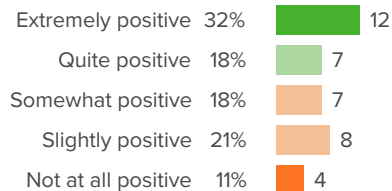
Q.2: For your school leaders, how important is teacher satisfaction?



▼ **21** from last survey

Favorable: **47%**

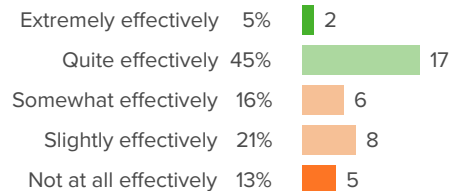
Q.3: Overall, how positive is the influence of the school leaders on the quality of your teaching?



▼ **16** from last survey

Favorable: **50%**

Q.4: How effectively do school leaders communicate important information to teachers?

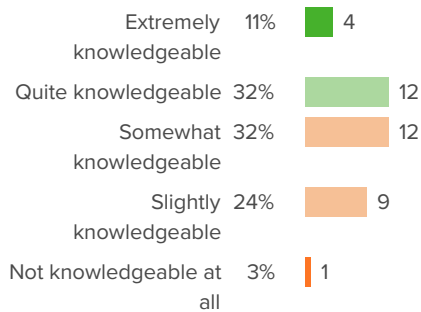


▼ **8** from last survey

Favorable: **50%**



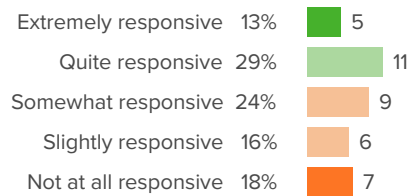
Q.5: How knowledgeable are your school leaders about what is going on in teachers' classrooms?



▼ 21 from last survey

Favorable: **42%**

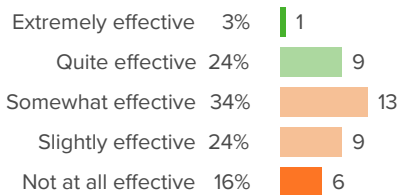
Q.6: How responsive are school leaders to your feedback?



▼ 11 from last survey

Favorable: **42%**

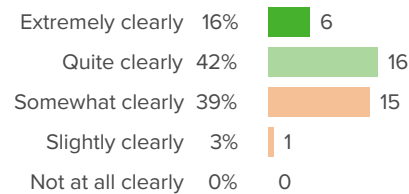
Q.7: How effective are the school leaders at developing rules for students that facilitate their learning?



▼ 32 from last survey

Favorable: **26%**

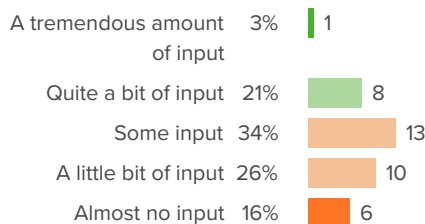
Q.8: How clearly do your school leaders identify their goals for teachers?



▼ 24 from last survey

Favorable: **58%**

Q.9: When the school makes important decisions, how much input do teachers have?



▼ 15 from last survey

Favorable: **24%**



Staff-Leadership Relationships

Your average

52%

38 responses

Change

▼ **21**

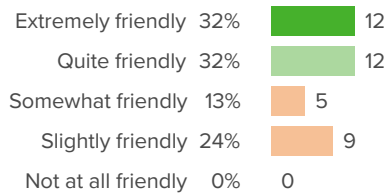
since last survey

School Type average: **65%** Elementary Schools

District average: **66%** Greenwich Public Schools

How did people respond?

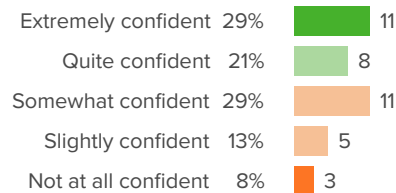
Q.1: How friendly are your school leaders toward you?



▼ **24** from last survey

Favorable: **63%**

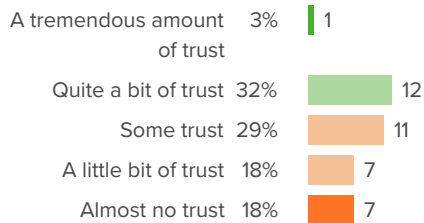
Q.2: How confident are you that your school leaders have the best interests of the school in mind?



▼ **26** from last survey

Favorable: **50%**

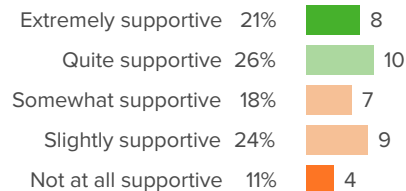
Q.3: How much trust exists between school leaders and faculty?



▼ **34** from last survey

Favorable: **34%**


Q.4: When you face challenges at work, how supportive are your school leaders?



▼ **16** from last survey

Favorable: **47%**

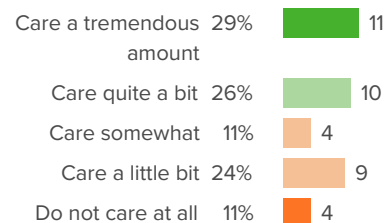
Q.5: At your school, how motivating do you find working with the leadership team?



▼ **26** from last survey

Favorable: **37%**

Q.6: How much do your school leaders care about you as an individual?

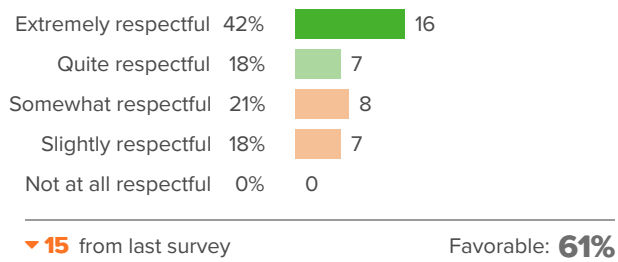


▼ **19** from last survey

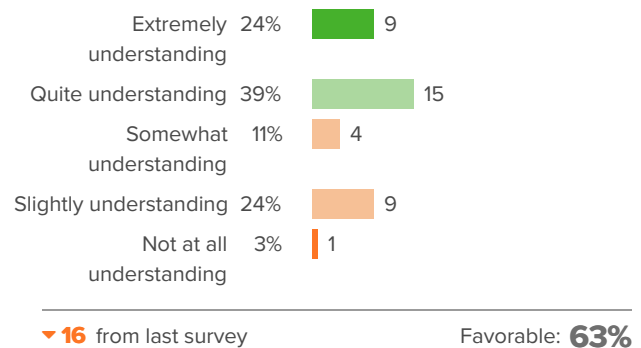
Favorable: **55%**



Q.7: How respectful are your school leaders towards you?



Q.8: When challenges arise in your personal life, how understanding are your school leaders?



Q.9: How fairly does the school leadership treat the faculty?

