

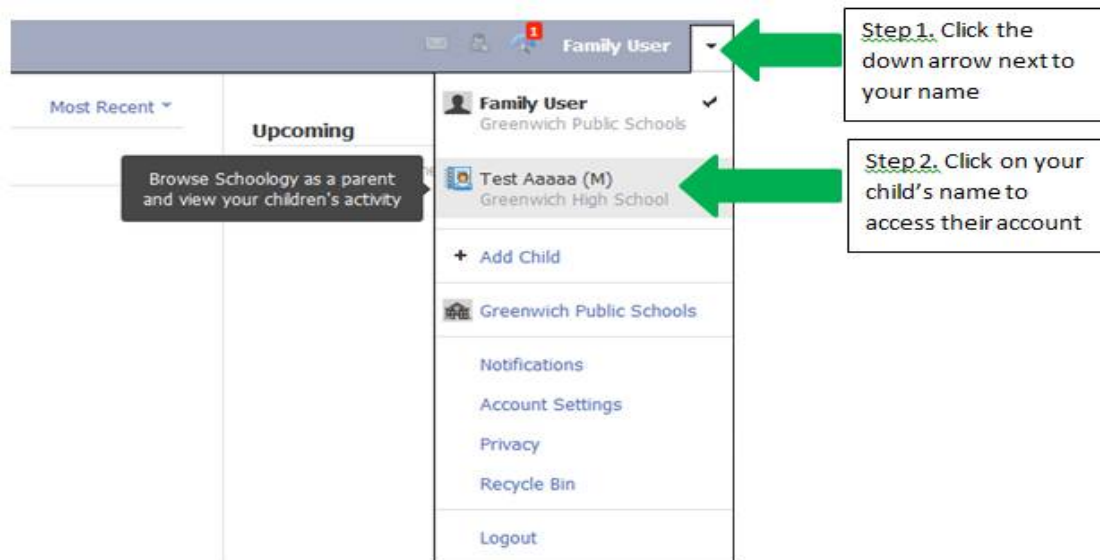
**Overview:**

The Schoology portal for families allows access to your child's homework assignments. The Aspen portal allows families to view assignment grading and an overall summary of how their child is doing in any of their classes. Parents can email **family\_portal@greenwich.k12.ct.us** if they have questions or issues with either Aspen or Schoology.

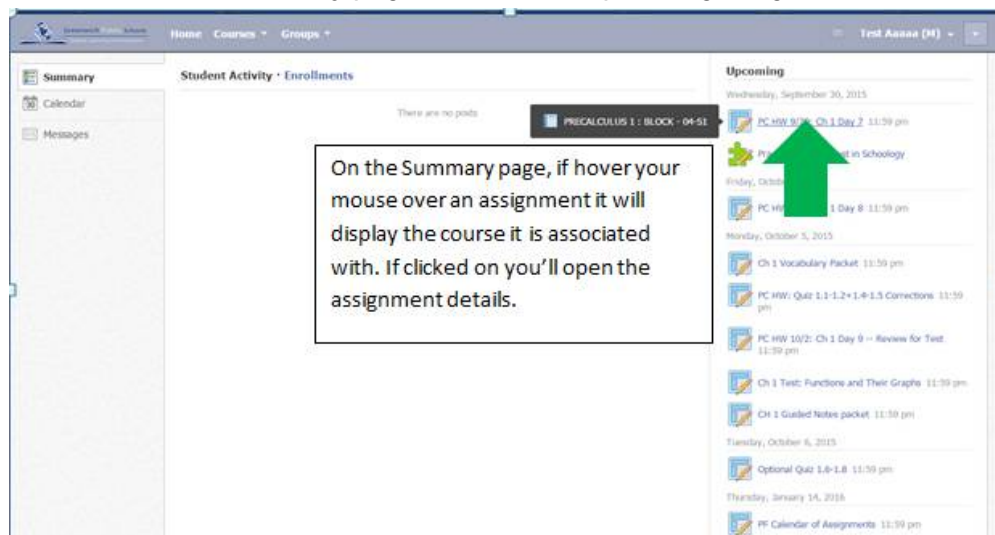
**Schoology:**

Logon page for family accounts: <https://www.schoology.com>

After logging in, click the down arrow next to your name (**Step 1**) then select your child's name right below (**Step 2**) to access their account.



The first page you will come to is the Summary page. This lists all upcoming assignments due for all courses.



Click on the Calendar side tab to see the assignments in a calendar view

Click on the Calendar side tab to access the calendar view for all assignments

Change the calendar view to Month, Week or Day by clicking one of the view options

If you want to go to see homework/assignments in a specific course, click on the Courses menu (**Step 1**) then select the course from the list of your child's courses (**Step 2**).

Step 1: Click on the Courses menu

Step 2: Click on the specific course

Once in the course view, you have assignments displayed in the right column.

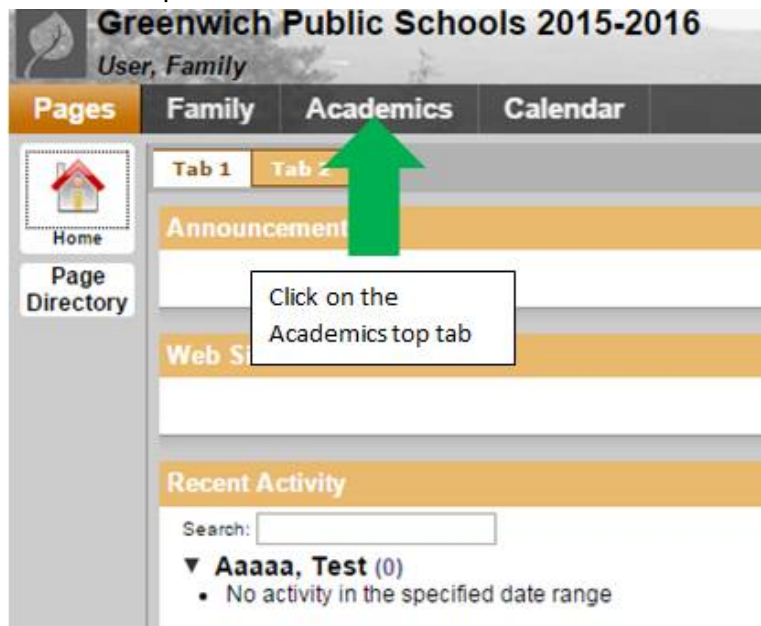
Click on the calendar if you want to see all assignments for this class in a calendar view

Click on an assignment to go to the details

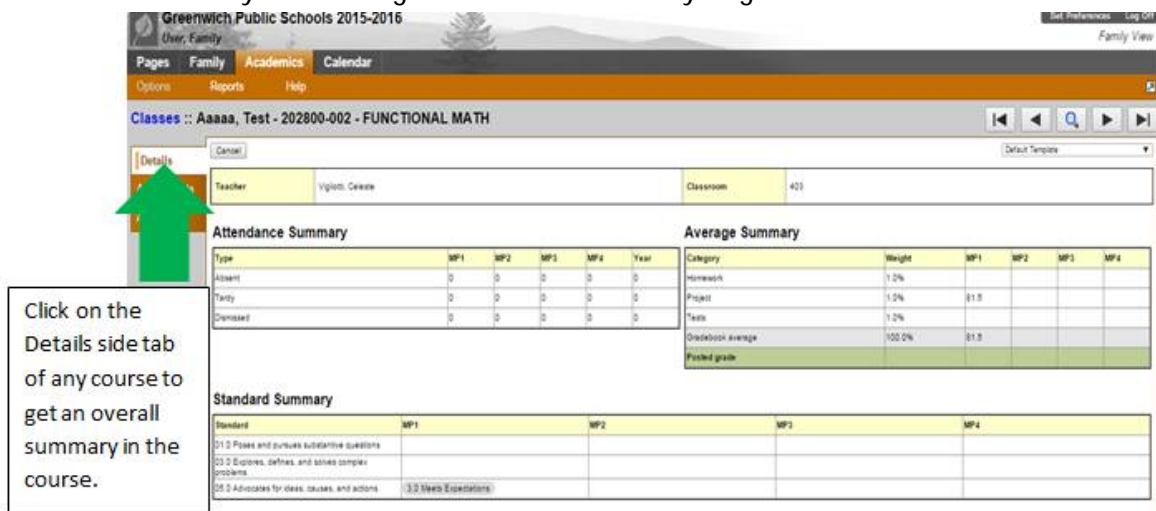
**Aspen:**

Logon page for family accounts: <https://ct-greenwich.myfollett.com>

After logging in, click on the Academics top tab.



Click on the Details side tab of any course to get an overall summary of grades and attendance.



Click the Assignments side tab to get details on the grading of assignments.

