

GPS Information Services

Topic: Schoology – First Time Logon Directions

Revised Date: 10/6/2015

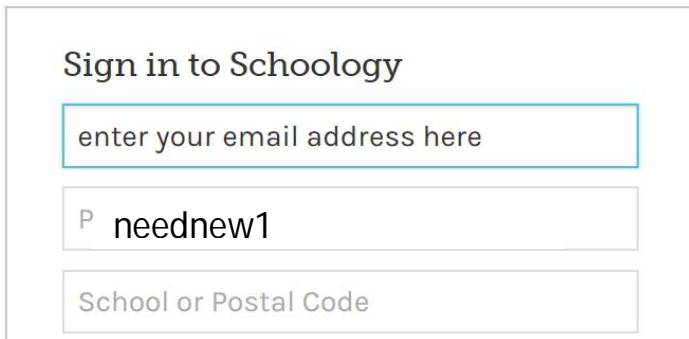
Parents of students in Grades 6-12 have access to Schoology to view homework assignments and classroom resources. Parents will be able to continue to access the Aspen portal through Schoology for Grades, Attendance, and Report Cards. (Please see View the Aspen Portal Through Schoology)

Your Schoology Login Credentials are as follows:

URL: <http://Schoology.com>

Click the Login button in the upper right corner of the page (Not the Sign In button)

Enter your email address and the temporary password - neednew1



The image shows a screenshot of the Schoology login interface. It features a title "Sign in to Schoology" at the top. Below the title are three input fields: the first is for the email address with the placeholder text "enter your email address here"; the second is for the password, containing the text "P neednew1"; and the third is for the "School or Postal Code".

Schoology provides a quick tour for parents once you have successfully logged into your account. We encourage you to read Schoology's Privacy Policy and Terms of Use at:

<https://www.schoology.com/privacy.php>

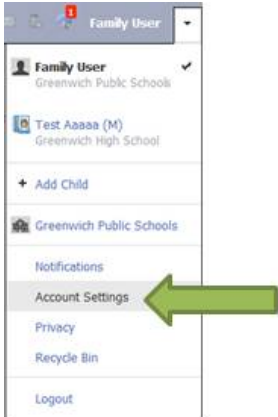
Please remember to change your password once you have logged into Schoology – directions are attached.

If you have questions or feedback, please email us at: parent_portal@greenwich.k12.ct.us

How to Change Your Schoology Password

Once you have successfully created your Schoology account, you will want to change your password. To do this, move to far right-hand corner of your screen and click the down arrow next to your name.

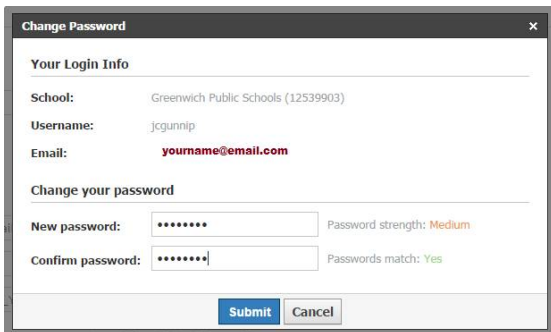
Select *Account Settings*



On the next screen, under Account Info you will see a link that will allow you to change your password.



You will see the Change Password box (see below) open



Type your new password in the **New password** box and confirm

Click the **Submit** button to complete the operation.

Click **Save Changes** before you exit this page.

Change your password

First Name: JC

Preferred First Name:

Middle Name:

Last Name: Gunnip

Username: jcgunnip

Primary Email: [Check status](#)

Alternate Email:

Timezone:

By clicking Save Changes, you agree to our [Privacy Policy](#) & [Terms of Use](#)

View the Aspen Portal Through Schoology

You can log into the Aspen Portal directly from Schoology.

From the left menu you will see Aspen listed. Click on the Aspen link and log into Aspen as usual.

Greenwich Public Schools

Login ID

Password

[I forgot my password](#)

Recent Activity
Calendar
Messages
Aspen
Remind

Once you have been logged into Aspen, you will be prompted to save your user id and password. If you select “Save Password” you may log into Aspen seamlessly in the future.

Would you like to save this password?

jgunnip *****

▼